



SZABO SCANDIC

Part of Europa Biosite

Produktinformation



Forschungsprodukte & Biochemikalien



Zellkultur & Verbrauchsmaterial



Diagnostik & molekulare Diagnostik



Laborgeräte & Service

Weitere Information auf den folgenden Seiten!
See the following pages for more information!



Lieferung & Zahlungsart

siehe unsere [Liefer- und Versandbedingungen](#)

Zuschläge

- Mindermengenzuschlag
- Trockeneiszuschlag
- Gefahrgutzuschlag
- Expressversand

SZABO-SCANDIC HandelsgmbH

Quellenstraße 110, A-1100 Wien

T. +43(0)1 489 3961-0

F. +43(0)1 489 3961-7

mail@szabo-scandic.com

www.szabo-scandic.com

[linkedin.com/company/szaboscandic](https://www.linkedin.com/company/szaboscandic) 

STAT4 monoclonal antibody (M02), clone 2H4-1G8

Catalog # : H00006775-M02

規格 : [50 ug]

[List All](#)

Specification

Product Description: Mouse monoclonal antibody raised against a full-length recombinant STAT4.

Immunogen: STAT4 (AAH31212, 1 a.a. ~ 748 a.a) full-length recombinant protein with GST tag. MW of the GST tag alone is 26 KDa.


Sequence:
 MSQWNQVQQLEIKFLEQVDQFYDDNFPMEIRHLLAQWIENQDWEAASN
 NETMATILLQNLLIQLDEQLGRVSKEKNLLLIHNLKRIRKVLQGKFHGNPM
 HVAVVISNCLREERRILAAANMPVQGPLEKSLQSSSVSERQRNVEHKVAAI
 KNSVQMTEQDQTKYLEDLQDEFDYRYKTIQTMQSDKNSAMVNQEVLT
 QEMLNSLDFKRKEALSKMTQIIHETDLLMNTMLIEELQDWKRRQQIACIG
 GPLHNGLDQLQNCFTLLAESLFQLRRQLEKLEEQSTKMTYEGDPIPMQR
 THMLERVTFLLYNLFKNSFVVERQPCMPHPQRPLVLKTLIQFTVKLRLLI
 KLPELNYQVKVKASIDKNVSTLSNRRFVLCGTNVKAMSIEESSNGSLSVEF
 RHLQPKEMKSSAGGKNEGCHMVTEELHSITFETQICLYGLTIDLETSSL
 PVMISNVSQPLNAWASIIWYNVSTNDSQNLVFFNPPPATLSQLLEVMS
 WQFSSYVGRGLNSDQLHMLAEKLTVQSSYSDGHLTWAKFCKEHLPGKS
 FTFWTWLEAILDLIKKHILPLWIDGYVMGFVSKEKERLLLKDKMPGTFLLR
 FSESHLGGITFTWWDHSESGEVRFHSEVPEYNKGRLSALPFADILRDYKVI
 MAENIPENPLKYLYPDIPKDKAFGKHYSSQPCEVSRPTERGDKGYVPSVF
 IPISTIRSDSTEPHSPDLLPMSPSVYAVLRENLSPTTIETAMKSPYSAE

Host: Mouse

Reactivity: Human

Isotype: IgG1 Kappa

Quality Control Testing: Antibody Reactive Against Recombinant Protein.



Western Blot detection against Immunogen (108.02 KDa) .

Storage Buffer: In 1x PBS, pH 7.4

Storage Instruction: Store at -20°C or lower. Aliquot to avoid repeated freezing and thawing.

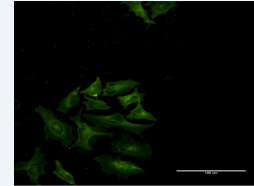
MSDS: [Download](#)

Datasheet: [Download](#)

Application Image

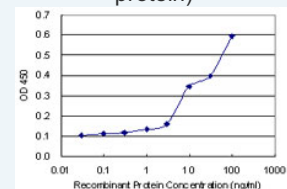
Western Blot (Recombinant protein)

Immunofluorescence



[enlarge](#)

Sandwich ELISA (Recombinant protein)



[enlarge](#)

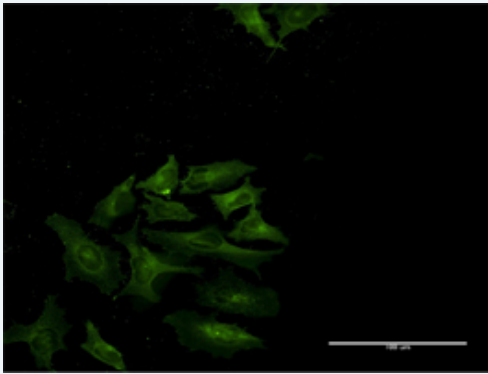
ELISA

Applications

Western Blot (Recombinant protein)

 [Protocol Download](#)

Immunofluorescence

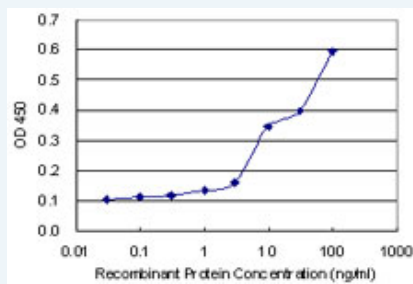


 [enlarge this image](#)

Immunofluorescence of monoclonal antibody to STAT4 on HeLa cell . [antibody concentration 10 ug/ml]

 [Protocol Download](#)

Sandwich ELISA (Recombinant protein)



Detection limit for recombinant GST tagged STAT4 is 0.3 ng/ml as a capture antibody.

 [Protocol Download](#)

ELISA

Gene Information

Entrez GeneID: [6775](#)

GeneBank [BC031212](#)

Accession#:

Protein [AAH31212](#)

Accession#:

Gene Name: STAT4

Gene Alias: SLEB11

Gene Description: signal transducer and activator of transcription 4

Omim ID: [152700](#), [180300](#), [600558](#)

Gene Ontology: [Hyperlink](#)

Gene Summary: The protein encoded by this gene is a member of the STAT family of transcription factors. In response to cytokines and growth factors, STAT family members are phosphorylated by the receptor associated kinases, and then form homo- or heterodimers that translocate to the cell nucleus where they act as transcription activators. This protein is essential for mediating responses to IL12 in lymphocytes, and regulating the differentiation of T helper cells. [provided by RefSeq]

Other OTTHUMP00000163553

Designations:

Gene Pathway

[Jak-STAT signaling pathway](#)

Related Disease

[Antiphospholipid Syndrome](#) [Arthritis](#) [Arthritis, Juvenile Rheumatoid](#) [Arthritis, Rheumatoid](#) [Asthma](#) [Asthma](#) [Atherosclerosis](#) [Autoimmune Diseases](#) [Behcet Syndrome](#) [Birth Weight](#) [Brain Ischemia](#) [Bronchiolitis, Viral](#) [Cardiovascular Diseases](#) [Colitis, Ulcerative](#) [Crohn Disease](#) [Crohn's disease](#) [Diabetes Mellitus, Type 1](#) [Diabetes Mellitus, Type 2](#) [Disease Progression](#)

... see more

[服務條款](#) | [隱私權政策](#) | [著作及商標](#) | [網站地圖](#)

©2016 亞諾法生技股份有限公司 Abnova Corporation. 版權所有.