



SZABO SCANDIC

Part of Europa Biosite

Produktinformation



Forschungsprodukte & Biochemikalien



Zellkultur & Verbrauchsmaterial



Diagnostik & molekulare Diagnostik



Laborgeräte & Service

Weitere Information auf den folgenden Seiten!
See the following pages for more information!



Lieferung & Zahlungsart

siehe unsere [Liefer- und Versandbedingungen](#)

Zuschläge

- Mindermengenzuschlag
- Trockeneiszuschlag
- Gefahrgutzuschlag
- Expressversand

SZABO-SCANDIC HandelsgmbH

Quellenstraße 110, A-1100 Wien

T. +43(0)1 489 3961-0

F. +43(0)1 489 3961-7

mail@szabo-scandic.com

www.szabo-scandic.com

[linkedin.com/company/szaboscandic](https://www.linkedin.com/company/szaboscandic) 

STAT6 purified MaxPab rabbit polyclonal antibody (D01P) MaxPab®

Catalog # : H00006778-D01P

規格 : [100 ug]

[List All](#)

Specification

Product Description: Rabbit polyclonal antibody raised against a full-length human STAT6 protein.

Immunogen: STAT6 (NP_003144.3, 1 a.a. ~ 847 a.a) full-length human protein.

Sequence:
 MSLWGLVSKMPPEKVQRLYVDFPQHLRHLLGDWLESQPWEFLVGSDA
 FCCNLASALLSDTVQHLQASVGEQEGESTILQHISTLESIYQRDPLKLVAT
 FRQILQGEKKAVMEQFRHLPMPFHWKQEELKFKTGLRRLQHRVGEIHLL
 REALQKGAEGQVSLHSLIETPANGTGPSEALAMLLQETTGELEAAKAL
 VLKRIQIWKRRQQLAGNGAPFEESLAPLQERCESLVDIYSQLQQEVGAA
 GGELEPKTRASLTGRLDEVLRLLVTSCLFVEKQPPQVLKTQTKFQAGV
 RFLGLRFLGAPAKPPLVRADMVTEKQARELSVPQGGPAGAESTGEIIN
 NTVPLENSIPGNCCSALFKNLLKKIKRCERKGTESVTEEKCAVLFSASFT
 LGPGKLPQLQALSLPLVVIVHGNQDNNAKATILWDNAFSEMDRVPFVVA
 ERVPWEKMCETLNLKFMAEVGTNRGLLPEHFLFLAQKIFNDNSLSMEAF
 QHRVSVSWSQFNKEILLGRGFTFWQWFDGVLDTKRCLRSYWSDRLLIG
 FISKQYVTSLLLNEPDGTFLLRFSDSEIGGIIAHVIRGQDQSPQIENIQPFS
 AKDLSIRSLGDRIRDLAQLKNLYPKPKDEAFRSHYKPEQMKGDKGRGYV
 PATIKMTVERDQPLPTPELQMPMTMVPSYDLGMAPDSSMSMLGPDMPV
 QYPPHSHSIPPYQGLSPEESVNLVSAFQEPHLQMPPSLGQMSLFPDQP
 HPQGLLPCQPQEHAVSSPDLLCSDVTMVEDSCLSQPVTAFPPQGTWIG
 EDIFPPLLPTEQDLTKLLEGGQGESGGGSLGAQPLLQPSHYGQSGISM
 SHMDLRANPSW

Host: Rabbit

Reactivity: Human, Mouse

Quality Control Testing: Antibody reactive against mammalian transfected lysate.

Storage Buffer: In 1x PBS, pH 7.4

Storage Instruction: Store at -20°C or lower. Aliquot to avoid repeated freezing and thawing.

MSDS: [Download](#)

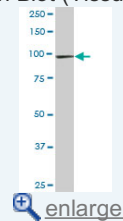
Datasheet: [Download](#)

Applications

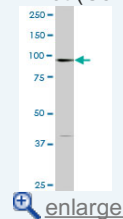
Western Blot (Tissue lysate)

Application Image

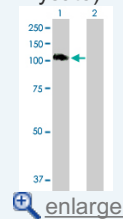
Western Blot (Tissue lysate)




Western Blot (Cell lysate)



Western Blot (Transfected lysate)

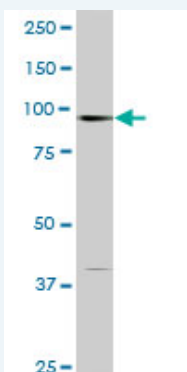




STAT6 MaxPab rabbit polyclonal antibody. Western Blot analysis of STAT6 expression in mouse brain.

 [Protocol Download](#)

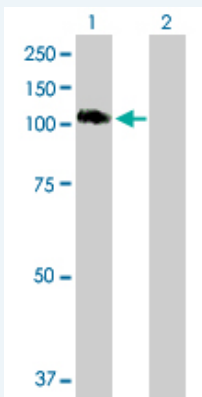
Western Blot (Cell lysate)



STAT6 MaxPab rabbit polyclonal antibody. Western Blot analysis of STAT6 expression in HeLa.

 [Protocol Download](#)

Western Blot (Transfected lysate)



Western Blot analysis of STAT6 expression in transfected 293T cell line ([H00006778-T02](#)) by STAT6 MaxPab polyclonal antibody.

Lane 1: STAT6 transfected lysate(94.10 KDa).

Lane 2: Non-transfected lysate.

 [Protocol Download](#)

Gene Information

Entrez GeneID: [6778](#)

GeneBank [NM_003153.3](#)

Accession#:

Protein [NP_003144.3](#)

Accession#:

Gene Name: STAT6

Gene Alias: D12S1644,IL-4-STAT,STAT6B,STAT6C

Gene Description: signal transducer and activator of transcription 6, interleukin-4 induced

Omim ID: [601512](#)

Gene Ontology: [Hyperlink](#)

Gene Summary: The protein encoded by this gene is a member of the STAT family of transcription factors. In response to cytokines and growth factors, STAT family members are phosphorylated by the receptor associated kinases, and then form homo- or heterodimers that translocate to the cell nucleus where they act as transcription activators. This protein plays a central role in exerting IL4 mediated biological responses. It is found to induce the expression of BCL2L1/BCL-X(L), which is responsible for the anti-apoptotic activity of IL4. Knockout studies in mice suggested the roles of this gene in differentiation of T helper 2 (Th2) cells, expression of cell surface markers, and class switch of immunoglobulins. [provided by RefSeq]

Other Designations: STAT, interleukin4-induced,signal transducer and activator of transcription 6,transcription factor IL-4 STAT

Gene Pathway

[Jak-STAT signaling pathway](#)

Related Disease

[Anaphylaxis](#) [Arthritis](#) [Rheumatoid](#) [Ascariasis](#) [Asthma](#) [Asthma](#) [Birth Weight](#) [Breast cancer](#) [Breast Neoplasms](#) [Bronchial Hyperreactivity](#) [Bronchiolitis](#) [Viral Cardiovascular Diseases](#) [Colitis](#) [Ulcerative](#) [Confusion](#) [Crohn Disease](#) [Crohn's disease](#) [Dermatitis](#) [Atopic](#) [Diabetes Mellitus](#) [Type 2](#) [Disease Progression](#) [Drug Hypersensitivity](#)

... see more