



# SZABO SCANDIC

Part of Europa Biosite

## Produktinformation



Forschungsprodukte & Biochemikalien



Zellkultur & Verbrauchsmaterial



Diagnostik & molekulare Diagnostik



Laborgeräte & Service

Weitere Information auf den folgenden Seiten!  
See the following pages for more information!



### Lieferung & Zahlungsart

siehe unsere [Liefer- und Versandbedingungen](#)

### Zuschläge

- Mindermengenzuschlag
- Trockeneiszuschlag
- Gefahrgutzuschlag
- Expressversand

### SZABO-SCANDIC HandelsgmbH

Quellenstraße 110, A-1100 Wien

T. +43(0)1 489 3961-0

F. +43(0)1 489 3961-7

[mail@szabo-scandic.com](mailto:mail@szabo-scandic.com)

[www.szabo-scandic.com](http://www.szabo-scandic.com)

[linkedin.com/company/szaboscandic](https://www.linkedin.com/company/szaboscandic) 

**SULT1E1 purified MaxPab rabbit polyclonal antibody (D01P) MaxPab®**

Catalog # : H00006783-D01P

規格 : [ 100 ug ]

[List All](#)

**Specification**

**Product Description:** Rabbit polyclonal antibody raised against a full-length human SULT1E1 protein.

**Immunogen:** SULT1E1 (AAH27956.1, 1 a.a. ~ 294 a.a) full-length human protein.

**Sequence:**  
 MNSELDYYEKFEVHGILMYKDFVKYWDNVEAFQARPDDLVIATYPKSG  
 TTWVSEIVMIYKEGDVEKCKEDVIFNRIPFLECRKENLMNGVKQLDEM  
 SPRIVKTHLPPELLPASFWEKDCKIYLCRNAKDVAVSFYFFLMVAGHPN  
 PGSLEPFVEKFMQGQVPYGSWYKHVKSWWKEGKSPRVLFLFYEDLKE  
 DIRKEVIKLIHFLERKPSEELVDRIIHHTSFQEMKNNPSTNYTTLPEIMNQK  
 LSPFMRKGITGDWKNHFTVALNEKFDKHYEQQMKESTLKFRTET

**Host:** Rabbit

**Reactivity:** Human, Mouse

**Quality Control Testing:** Antibody reactive against mammalian transfected lysate.

**Storage Buffer:** In 1x PBS, pH 7.4

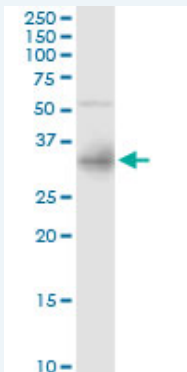
**Storage Instruction:** Store at -20°C or lower. Aliquot to avoid repeated freezing and thawing.

**MSDS:**  [Download](#)

**Datasheet:**  [Download](#)

**Applications**

**Western Blot (Tissue lysate)**




SULT1E1 MaxPab rabbit polyclonal antibody. Western Blot analysis of SULT1E1 expression in human liver.

 [Protocol Download](#)

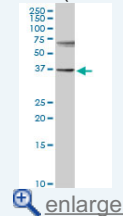
**Western Blot (Tissue lysate)**

**Application Image**

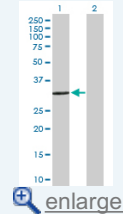
**Western Blot (Tissue lysate)**

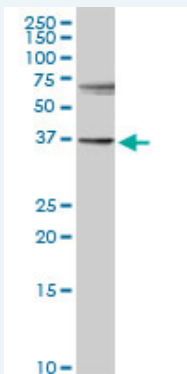


**Western Blot (Tissue lysate)**



**Western Blot (Transfected lysate)**

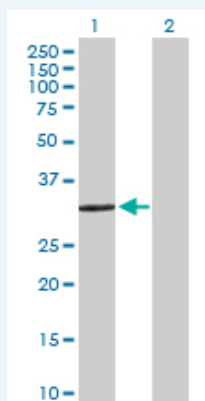




SULT1E1 MaxPab rabbit polyclonal antibody. Western Blot analysis of SULT1E1 expression in mouse testis.

 [Protocol Download](#)

#### Western Blot (Transfected lysate)



Western Blot analysis of SULT1E1 expression in transfected 293T cell line ([H00006783-T03](#)) by SULT1E1 MaxPab polyclonal antibody.

Lane 1: SULT1E1 transfected lysate(35.10 KDa).

Lane 2: Non-transfected lysate.

 [Protocol Download](#)

#### Gene Information

Entrez GeneID: [6783](#)

GeneBank [BC027956.1](#)

Accession#:

Protein [AAH27956.1](#)

Accession#:

Gene Name: SULT1E1

Gene Alias: EST,EST-1,MGC34459,STE

Gene Description: sulfotransferase family 1E, estrogen-preferring, member 1

Description:

Omim ID: [600043](#)

Gene Ontology: [Hyperlink](#)

**Gene Summary:** Sulfotransferase enzymes catalyze the sulfate conjugation of many hormones, neurotransmitters, drugs, and xenobiotic compounds. These cytosolic enzymes are different in their tissue distributions and substrate specificities. The gene structure (number and length of exons) is similar among family members. This gene encodes a protein that transfers a sulfo moiety to and from estrone, which may control levels of estrogen receptors. [provided by RefSeq]

**Other** estrogen sulfotransferase, estrone sulfotransferase, sulfotransferase,  
**Designations:** estrogen-preferring

---

### Gene Pathway

---

[Androgen and estrogen metabolism](#) [Sulfur metabolism](#)

### Related Disease

---

[Breast cancer](#) [Breast Neoplasms](#) [Carcinoma, Ductal, Breast](#) [Carcinoma, Lobular](#)  
[Cryptorchidism](#) [Endometrial Neoplasms](#) [Genetic Predisposition to Disease](#) [Hearing Loss](#)  
[Kidney Failure, Chronic](#) [Neoplasms, Germ Cell and Embryonal](#) [Seminoma](#)  
[Testicular Neoplasms](#) [Tobacco Use Disorder](#)

---

[服務條款](#) | [隱私權政策](#) | [著作及商標](#) | [網站地圖](#)

©2016 亞諾法生技股份有限公司 Abnova Corporation. 版權所有.