



SZABO SCANDIC

Part of Europa Biosite

Produktinformation



Forschungsprodukte & Biochemikalien



Zellkultur & Verbrauchsmaterial



Diagnostik & molekulare Diagnostik



Laborgeräte & Service

Weitere Information auf den folgenden Seiten!
See the following pages for more information!



Lieferung & Zahlungsart

siehe unsere [Liefer- und Versandbedingungen](#)

Zuschläge

- Mindermengenzuschlag
- Trockeneiszuschlag
- Gefahrgutzuschlag
- Expressversand

SZABO-SCANDIC HandelsgmbH

Quellenstraße 110, A-1100 Wien

T. +43(0)1 489 3961-0

F. +43(0)1 489 3961-7

mail@szabo-scandic.com

www.szabo-scandic.com

[linkedin.com/company/szaboscandic](https://www.linkedin.com/company/szaboscandic) 

STK3 monoclonal antibody (M11), clone 1B3

Catalog # : H00006788-M11

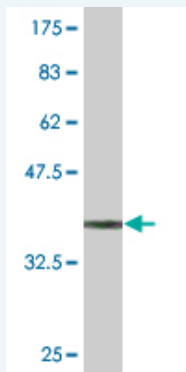
規格 : [100 ug]

[List All](#)

Specification

Product Description:	Mouse monoclonal antibody raised against a partial recombinant STK3.
Immunogen:	STK3 (NP_006272.1, 253 a.a. ~ 350 a.a) partial recombinant protein with GST tag. MW of the GST tag alone is 26 KDa.
Sequence:	DFVKKCLVKNPEQRATATQLLQHPFIKNAKPVSLRDLITEAMEIKAKRHEE QQRELEEEEEENSDDELDSTMMVKTSVESVGTMRATSTMSEGAQTM
Host:	Mouse
Reactivity:	Human, Mouse
Isotype:	IgG2a Kappa

Quality Control Testing: Antibody Reactive Against Recombinant Protein.



Western Blot detection against Immunogen (36.52 KDa) .

Storage Buffer: In 1x PBS, pH 7.4

Storage Instruction: Store at -20°C or lower. Aliquot to avoid repeated freezing and thawing.

MSDS: [Download](#)

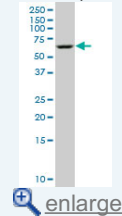
Datasheet: [Download](#)

Applications

Western Blot (Cell lysate)

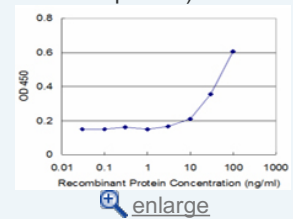
Application Image

Western Blot (Cell lysate)

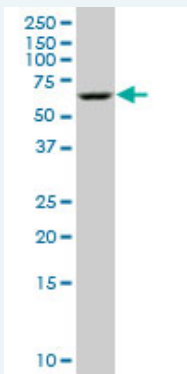


Western Blot (Recombinant protein)

Sandwich ELISA (Recombinant protein)



ELISA



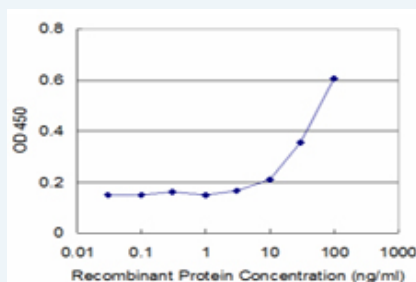
STK3 monoclonal antibody (M11), clone 1B3. Western Blot analysis of STK3 expression in Raw 264.7 (Cat # L024V1).

[Protocol Download](#)

Western Blot (Recombinant protein)

[Protocol Download](#)

Sandwich ELISA (Recombinant protein)



Detection limit for recombinant GST tagged STK3 is approximately 3ng/ml as a capture antibody.

[Protocol Download](#)

ELISA

Gene Information

Entrez GeneID: [6788](#)

GeneBank [NM_006281](#)

Accession#:

Protein [NP_006272.1](#)

Accession#:

Gene Name: STK3

Gene Alias: FLJ90748,KRS1,MST2

Gene serine/threonine kinase 3 (STE20 homolog, yeast)

Description:

Omim ID: [605030](#)

Gene Ontology: [Hyperlink](#)

Gene Summary: Protein kinase activation is a frequent response of cells to treatment with growth factors, chemicals, heat shock, or apoptosis-inducing agents. This protein kinase activation presumably allows cells to resist unfavorable environmental conditions. The yeast 'sterile 20' (Ste20) kinase acts upstream of the mitogen-activated protein kinase (MAPK) cascade that is activated under a variety of stress conditions. MST2 was identified as a kinase that is activated by the proapoptotic agents strausporine and FAS ligand (MIM 134638) (Taylor et al., 1996 [PubMed 8816758]; Lee et al., 2001 [PubMed 11278283]).[supplied by

OMIM

Other serine/threonine kinase 3 (Ste20, yeast homolog)

Designations:

Gene Pathway

MAPK signaling pathway

[服務條款](#) | [隱私權政策](#) | [著作及商標](#) | [網站地圖](#)

©2016 亞諾法生技股份有限公司 Abnova Corporation. 版權所有.