



SZABO SCANDIC

Part of Europa Biosite

Produktinformation



Forschungsprodukte & Biochemikalien



Zellkultur & Verbrauchsmaterial



Diagnostik & molekulare Diagnostik



Laborgeräte & Service

Weitere Information auf den folgenden Seiten!
See the following pages for more information!



Lieferung & Zahlungsart

siehe unsere [Liefer- und Versandbedingungen](#)

Zuschläge

- Mindermengenzuschlag
- Trockeneiszuschlag
- Gefahrgutzuschlag
- Expressversand

SZABO-SCANDIC HandelsgmbH

Quellenstraße 110, A-1100 Wien

T. +43(0)1 489 3961-0

F. +43(0)1 489 3961-7

mail@szabo-scandic.com

www.szabo-scandic.com

[linkedin.com/company/szaboscandic](https://www.linkedin.com/company/szaboscandic) 

AURKA purified MaxPab mouse polyclonal antibody (B01P) MaxPab®

Catalog # : H00006790-B01P

規格 : [50 ug]

[List All](#)

Specification

Product Description: Mouse polyclonal antibody raised against a full-length human AURKA protein.

Immunogen: AURKA (ABM85384.1, 1 a.a. ~ 403 a.a) full-length human protein.

Sequence:
 MDRSKENCISGPVKATAPVGGPKRVLVTQQFPCQNPLPVNSGQAQRVL
 CPSNSSQRVPLQAQKLVSSHKPVQKQKQLQATSVPHVSRPLNNTQ
 KSKQPLPSAPENNPEEELASKQKNEESKKRQWALEDFEIGRPLGKGF
 NVYLAREKQSKFILALKVLFKAQLEKAGVEHQLRREVEIQSHLRHPNLR
 YGYFHDATRVYLILEYAPLGTVYRELQKLSKFDEQRTATYITELANALSY
 C HSKRVIHRDIKPENLLLGSAGELKIADFGWSVHAPSSRRTLCTGLDYLPP
 EMIEGRMHDEKVDLWSLGVLCYEFLVGKPPFEANTYQETYKRISRVEFT
 FPDFVTEGARDLISRLLKHNPSPQRPMLEVLHPWITANSSKPSNCQNK
 E SASKQS

Host: Mouse

Reactivity: Human

Quality Control Testing: Antibody reactive against mammalian transfected lysate.

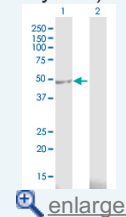
Storage Buffer: In 1x PBS, pH 7.4

Storage Instruction: Store at -20°C or lower. Aliquot to avoid repeated freezing and thawing.

Datasheet:  [Download](#)

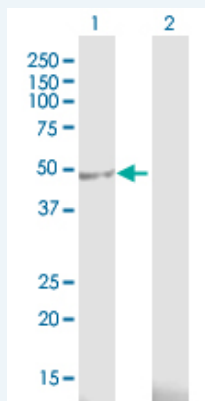
Application Image

Western Blot (Transfected lysate)



Applications


Western Blot (Transfected lysate)



Western Blot analysis of AURKA expression in transfected 293T cell line (H00006790-T01) by AURKA MaxPab polyclonal antibody.

Lane 1: AURKA transfected lysate(44.33 kDa).

Lane 2: Non-transfected lysate.

 [Protocol Download](#)

Gene Information

Entrez GeneID: [6790](#)

GeneBank
Accession#: [DQ894458.2](#)

Protein
Accession#: [ABM85384.1](#)

Gene Name: AURKA

Gene Alias: AIK,ARK1,AURA,AURORA2,BTAK,MGC34538,STK15,STK6,STK7

Gene
Description: aurora kinase A

Omim ID: [114500](#), [603072](#)

Gene Ontology: [Hyperlink](#)

Gene Summary: The protein encoded by this gene is a cell cycle-regulated kinase that appears to be involved in microtubule formation and/or stabilization at the spindle pole during chromosome segregation. The encoded protein is found at the centrosome in interphase cells and at the spindle poles in mitosis. This gene may play a role in tumor development and progression. A processed pseudogene of this gene has been found on chromosome 1, and an unprocessed pseudogene has been found on chromosome 10. Multiple transcript variants encoding the same protein have been found for this gene. [provided by RefSeq]

Other Designations: IPL1-related kinase,OTTHUMP00000031340,OTTHUMP00000031342,OTTHUMP000031343,OTTHUMP00000031344,OTTHUMP00000031345,OTTHUMP00000166071,aurora-A,aurora-related kinase 1,aurora/IPL1-like kinase,breast-tumor-amplified kinase,serine/threonine kinase 15,serine/

Related Disease

[Adenocarcinoma](#) [Body Weight](#) [Breast cancer](#) [Breast Neoplasms](#) [Carcinoma](#) [Carcinoma, Ductal, Breast](#) [Carcinoma, Hepatocellular](#) [Carcinoma, Medullary](#) [Carcinoma, Non-Small-Cell Lung](#) [Carcinoma, Renal Cell](#) [Carcinoma, Squamous Cell](#) [Chromosome Aberrations](#) [Colonic Neoplasms](#) [Colorectal Neoplasms](#) [Colorectal Neoplasms, Hereditary Nonpolyposis](#) [Disease Progression](#) [Esophageal Neoplasms](#) [Genetic Predisposition to Disease](#) [Genomic Instability](#)

... see more

[服務條款](#) | [隱私權政策](#) | [著作及商標](#) | [網站地圖](#)

©2016 亞諾法生技股份有限公司 Abnova Corporation. 版權所有.