



# SZABO SCANDIC

Part of Europa Biosite

## Produktinformation



Forschungsprodukte & Biochemikalien



Zellkultur & Verbrauchsmaterial



Diagnostik & molekulare Diagnostik



Laborgeräte & Service

Weitere Information auf den folgenden Seiten!  
See the following pages for more information!



### Lieferung & Zahlungsart

siehe unsere [Liefer- und Versandbedingungen](#)

### Zuschläge

- Mindermengenzuschlag
- Trockeneiszuschlag
- Gefahrgutzuschlag
- Expressversand

### SZABO-SCANDIC HandelsgmbH

Quellenstraße 110, A-1100 Wien

T. +43(0)1 489 3961-0

F. +43(0)1 489 3961-7

[mail@szabo-scandic.com](mailto:mail@szabo-scandic.com)

[www.szabo-scandic.com](http://www.szabo-scandic.com)

[linkedin.com/company/szaboscandic](https://www.linkedin.com/company/szaboscandic) 

## MED6 MaxPab mouse polyclonal antibody (B02) MaxPab®

Catalog # : H00010001-B02

規格 : [ 50 uL ]

[List All](#)

### Specification

**Product Description:** Mouse polyclonal antibody raised against a full-length human MED6 protein.

**Immunogen:** MED6 (NP\_005457.2, 1 a.a. ~ 246 a.a) full-length human protein.

**Sequence:**  
 MAAVDIRDNLLGISWVDSSWIPILNSGSVLDYFSERSNPFYDRTCNEWV  
 KMQRLTLEHLNQMVGIEYILLHAQEPILFIIRKQQRQSPAQVIPLADYYIIAG  
 VIYQAPDLGSVINSRVLTAVHGIQSAFDEAMSYCRYHPSKGYWWHFKDH  
 EEQDKVRPKAKRKEEPSSIFQRQRVDALLDLRQKFPKPFVQLKPGEKP  
 VPDVQTKKEAEPETVKPEEKETTKNVQQTVSAKGPPEKRMRLQ

**Host:** Mouse

**Reactivity:** Human

**Quality Control Testing:** Antibody reactive against mammalian transfected lysate.

**Storage Buffer:** No additive

**Storage Instruction:** Store at -20°C or lower. Aliquot to avoid repeated freezing and thawing.

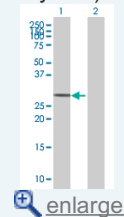
**Note:** For IHC and IF applications, antibody purification with Protein A will be needed prior to use.


**MSDS:**  [Download](#)

**Datasheet:**  [Download](#)

### Application Image

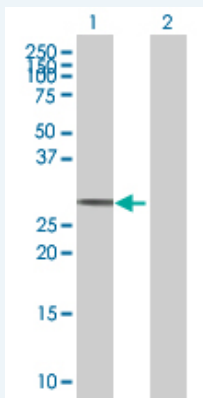
Western Blot (Transfected lysate)



 [enlarge](#)

### Applications


Western Blot (Transfected lysate)



Western Blot analysis of MED6 expression in transfected 293T cell line (H00010001-T02) by MED6 MaxPab polyclonal antibody.

Lane 1: MED6 transfected lysate(27.06 KDa).

Lane 2: Non-transfected lysate.

 [Protocol Download](#)

## Gene Information

---

**Entrez GeneID:** [10001](#)

---

**GeneBank  
Accession#:** [NM\\_005466.2](#)

---

**Protein  
Accession#:** [NP\\_005457.2](#)

---

**Gene Name:** MED6

---

**Gene Alias:** NY-REN-28

---

**Gene  
Description:** mediator complex subunit 6

---

**Omim ID:** [602984](#)

---

**Gene Ontology:** [Hyperlink](#)

---

**Other  
Designations:** mediator of RNA polymerase II transcription, subunit 6 homolog

---

## Related Disease

---

[Disease Progression](#) [Disease Susceptibility](#) [HIV Infections](#)

---

[服務條款](#) | [隱私權政策](#) | [著作及商標](#) | [網站地圖](#)

©2016 亞諾法生技股份有限公司 Abnova Corporation. 版權所有.