



SZABO SCANDIC

Part of Europa Biosite

Produktinformation



Forschungsprodukte & Biochemikalien



Zellkultur & Verbrauchsmaterial



Diagnostik & molekulare Diagnostik



Laborgeräte & Service

Weitere Information auf den folgenden Seiten!
See the following pages for more information!



Lieferung & Zahlungsart

siehe unsere [Liefer- und Versandbedingungen](#)

Zuschläge

- Mindermengenzuschlag
- Trockeneiszuschlag
- Gefahrgutzuschlag
- Expressversand

SZABO-SCANDIC HandelsgmbH

Quellenstraße 110, A-1100 Wien

T. +43(0)1 489 3961-0

F. +43(0)1 489 3961-7

mail@szabo-scandic.com

www.szabo-scandic.com

[linkedin.com/company/szaboscandic](https://www.linkedin.com/company/szaboscandic) 

MED6 purified MaxPab rabbit polyclonal antibody (D01P) MaxPab®

Catalog # : H00010001-D01P

規格 : [100 ug]

[List All](#)

Specification

Product Description: Rabbit polyclonal antibody raised against a full-length human MED6 protein.

Immunogen: MED6 (NP_005457.2, 1 a.a. ~ 246 a.a) full-length human protein.

Sequence:
 MAAVDIRDNLLGISWVDSSWIPILNSGSVLDYFSERSNPFYDRTCNEWV
 KMQRLTLEHLNQMVGIEYILLHAQEPILFIIRKQQRQSPAQVIPLADYYIIAG
 VIYQAPDLGSVINSRVLTAVHGIIQSAFDEAMSYCRYHPSKGYWWHFKDH
 EEQDKVRPKAKRKEEPSSIFQRQRVDALLDLRQKFPKPFVQLKPGEKP
 VPVDQTKKEAEPETVKPEEKETTKNVQQTVSAKGPPEKRMRLQ

Host: Rabbit

Reactivity: Human, Mouse

Quality Control Testing: Antibody reactive against mammalian transfected lysate.

Storage Buffer: In 1x PBS, pH 7.4

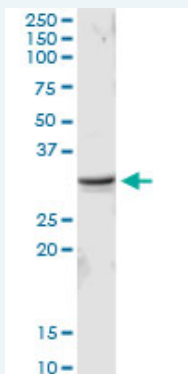
Storage Instruction: Store at -20°C or lower. Aliquot to avoid repeated freezing and thawing.

MSDS:  [Download](#)

Datasheet:  [Download](#)

Applications

Western Blot (Tissue lysate)



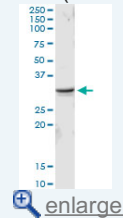
MED6 MaxPab rabbit polyclonal antibody. Western Blot analysis of MED6 expression in mouse liver.

 [Protocol Download](#)

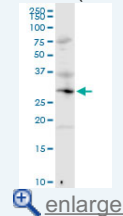
Western Blot (Cell lysate)

Application Image

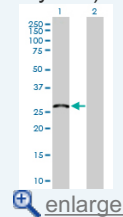
Western Blot (Tissue lysate)

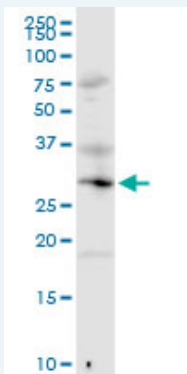


Western Blot (Cell lysate)



Western Blot (Transfected lysate)

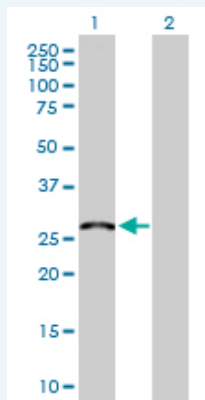




MED6 MaxPab rabbit polyclonal antibody. Western Blot analysis of MED6 expression in HepG2.

 [Protocol Download](#)

Western Blot (Transfected lysate)



Western Blot analysis of MED6 expression in transfected 293T cell line ([H00010001-T03](#)) by MED6 MaxPab polyclonal antibody.

Lane 1: MED6 transfected lysate(28.40 KDa).

Lane 2: Non-transfected lysate.

 [Protocol Download](#)

Gene Information

Entrez GeneID: [10001](#)

GeneBank [NM_005466.2](#)

Accession#:

Protein [NP_005457.2](#)

Accession#:

Gene Name: MED6

Gene Alias: NY-REN-28

Gene mediator complex subunit 6

Description:

Omim ID: [602984](#)

Gene Ontology: [Hyperlink](#)

Other mediator of RNA polymerase II transcription, subunit 6 homolog

Designations:

Related Disease

[Disease Progression](#) [Disease Susceptibility](#) [HIV Infections](#)

[服務條款](#) | [隱私權政策](#) | [著作及商標](#) | [網站地圖](#)

©2016 亞諾法生技股份有限公司 Abnova Corporation. 版權所有.