



# SZABO SCANDIC

Part of Europa Biosite

## Produktinformation



Forschungsprodukte & Biochemikalien



Zellkultur & Verbrauchsmaterial



Diagnostik & molekulare Diagnostik



Laborgeräte & Service

Weitere Information auf den folgenden Seiten!  
See the following pages for more information!



### Lieferung & Zahlungsart

siehe unsere [Liefer- und Versandbedingungen](#)

### Zuschläge

- Mindermengenzuschlag
- Trockeneiszuschlag
- Gefahrgutzuschlag
- Expressversand

### SZABO-SCANDIC HandelsgmbH

Quellenstraße 110, A-1100 Wien

T. +43(0)1 489 3961-0

F. +43(0)1 489 3961-7

[mail@szabo-scandic.com](mailto:mail@szabo-scandic.com)

[www.szabo-scandic.com](http://www.szabo-scandic.com)

[linkedin.com/company/szaboscandic](https://www.linkedin.com/company/szaboscandic) 

## ZBTB33 MaxPab mouse polyclonal antibody (B01) MaxPab®

Catalog # : H00010009-B01

規格 : [ 50 uL ]

[List All](#)

### Specification

**Product Description:** Mouse polyclonal antibody raised against a full-length human ZBTB33 protein.

**Immunogen:** ZBTB33 (AAH42753, 1 a.a. ~ 673 a.a) full-length human protein.

**Sequence:**  
 MESRKLISATDIQYSGSLLNSLNEQRGHGLFCDVTVIVEDRKFRRAHNILS  
 ASSTYFHQLFSVAGQVVELSFIRAEIFAEILNYIYSSKIVRVRSDLLDELIKS  
 GQLLGVKFIAELGVPLSQVKSISGTAQDGNTPELPPDSGDKNLVIQKSKD  
 EAQDNGATIMPIITESFSLSAEDYEMKKIIVTSDDDDDDDVIFCSEILPTKE  
 TLPSNNTVAQVQSNPGPVAISDVAPSASNNSPPLTNITPTQKLPTPVNQA  
 TLSQTQGSEKLLVSSAPTHLTPNIILLNQTPNSTPPNVSSSLPNHMPSSINL  
 LVQNQQTPNSAILTGNKANEIEEIIIDDDDDTISSSPDSAVSNTSLVPQA  
 DTSQNTSFDGSLIQKMQIPTLLQEPLSNLKSIDIIRNTNDPGVGSKHLM  
 EGQKIITLDTATEIEGLSTGCKVYANIGEDTYDIVIPVKDDPDEGEARLENEI  
 PKTSGSEMANKRMKVKHDDHYELVDGRVYYICVCKRSYVCLTSLRRHF  
 NIHSWEKKYPCRYCEKVFPLAEYRTKHEIHHTGERRYQCLACGKSFINYQ  
 FMSSHIKSVHSQDPSGDSKLYRLHPCRSLQIRQYAYLSDRSSTIPAMKDD  
 GIGYKVDTGKEPPVGTSTSTQNKPMTWEDIFIQQENDSIFKQNVTDGSTE  
 FEFIIPESEY

**Host:** Mouse

**Reactivity:** Human

**Quality Control Testing:** Antibody reactive against mammalian transfected lysate.

**Storage Buffer:** No additive

**Storage Instruction:** Store at -20°C or lower. Aliquot to avoid repeated freezing and thawing.

**Note:** For IHC and IF applications, antibody purification with Protein A will be needed prior to use.

**MSDS:**  [Download](#)

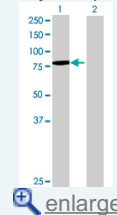
**Datasheet:**  [Download](#)


### Applications

**Western Blot (Transfected lysate)**

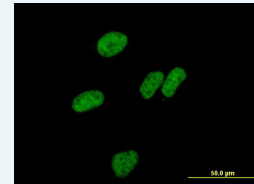
### Application Image

Western Blot (Transfected lysate)

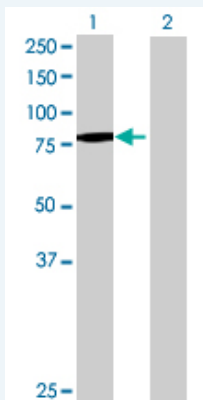


 [enlarge](#)

Immunofluorescence



 [enlarge](#)

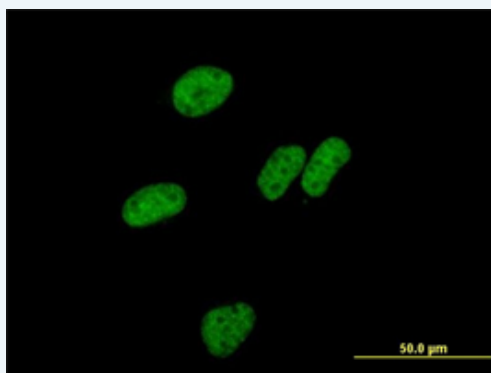


Western Blot analysis of ZBTB33 expression in transfected 293T cell line ([H00010009-T01](#)) by ZBTB33 MaxPab polyclonal antibody.

Lane1:ZBTB33 transfected lysate(74.03 KDa).  
Lane2:Non-transfected lysate.

[Protocol Download](#)

### Immunofluorescence



enlarge this image

Immunofluorescence of purified MaxPab antibody to ZBTB33 on HeLa cell. [antibody concentration 10 ug/ml]

[Protocol Download](#)

### Gene Information

**Entrez GeneID:** [10009](#)

**GeneBank** [BC042753](#)  
**Accession#:**

**Protein** [AAH42753](#)  
**Accession#:**

**Gene Name:** ZBTB33

**Gene Alias:** ZNF-kaiso,ZNF348

**Gene** zinc finger and BTB domain containing 33  
**Description:**

**Omim ID:** [300329](#)

**Gene Ontology:** [Hyperlink](#)

**Gene Summary:** KAISO is a transcriptional regulator that binds, via its zinc fingers, to DNA sequences containing methylated CGCG or to the consensus KAISO-binding site (KBS) TCCTGCNA (Filion et al., 2006 [PubMed 16354688]).[supplied by OMIM]

**Other** OTTHUMP00000023935,WUGSC:H\_DJ525N14.1,kaiso,kaiso  
**Designations:** transcription factor

---

[服務條款](#) | [隱私權政策](#) | [著作及商標](#) | [網站地圖](#)

©2016 亞諾法生技股份有限公司 Abnova Corporation. 版權所有.