



SZABO SCANDIC

Part of Europa Biosite

Produktinformation



Forschungsprodukte & Biochemikalien



Zellkultur & Verbrauchsmaterial



Diagnostik & molekulare Diagnostik



Laborgeräte & Service

Weitere Information auf den folgenden Seiten!
See the following pages for more information!



Lieferung & Zahlungsart

siehe unsere [Liefer- und Versandbedingungen](#)

Zuschläge

- Mindermengenzuschlag
- Trockeneiszuschlag
- Gefahrgutzuschlag
- Expressversand

SZABO-SCANDIC HandelsgmbH

Quellenstraße 110, A-1100 Wien

T. +43(0)1 489 3961-0

F. +43(0)1 489 3961-7

mail@szabo-scandic.com

www.szabo-scandic.com

[linkedin.com/company/szaboscandic](https://www.linkedin.com/company/szaboscandic) 



TANK MaxPab mouse polyclonal antibody (B01) MaxPab®

Catalog # : H00010010-B01

規格 : [50 uL]

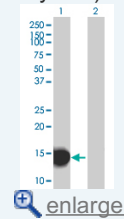
[List All](#)

Specification

Product Description:	Mouse polyclonal antibody raised against a full-length human TANK protein.
Immunogen:	TANK (AAH03388, 1 a.a. ~ 119 a.a) full-length human protein.
Sequence:	MDKNIGEQLNKAYEAFRQACMDRDSAVKELQQKTENYEQRIREQQEQL SLQQTIIDKLSQLLL VNSTQDNNYGCVPLLEDSETRKNNLTLDQPQDKVI SGIAREKLPKVDIASAESSI
Host:	Mouse
Reactivity:	Human
Quality Control Testing:	Antibody reactive against mammalian transfected lysate.
Storage Buffer:	No additive
Storage Instruction:	Store at -20°C or lower. Aliquot to avoid repeated freezing and thawing.
Note:	For IHC and IF applications, antibody purification with Protein A will be needed prior to use.
MSDS:	 Download
Datasheet:	 Download

Application Image

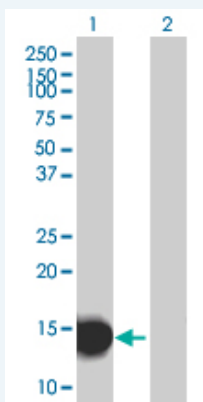
Western Blot (Transfected lysate)



 [enlarge](#)


Applications

Western Blot (Transfected lysate)



Western Blot analysis of TANK expression in transfected 293T cell line ([H00010010-T01](#)) by TANK MaxPab polyclonal antibody.

Lane1:TANK transfected lysate(13.2 KDa).
Lane 2:Non-transfected lysate.

 [Protocol Download](#)

Gene Information

Entrez GeneID: [10010](#)

**GeneBank
Accession#:** [BC003388](#)

**Protein
Accession#:** [AAH03388](#)

Gene Name: TANK

Gene Alias: I-TRAF, TRAF2

**Gene
Description:** TRAF family member-associated NFKB activator

Omim ID: [603893](#)

Gene Ontology: [Hyperlink](#)

Gene Summary: The TRAF (tumor necrosis factor receptor-associated factor) family of proteins associate with and transduce signals from members of the tumor necrosis factor receptor superfamily. The protein encoded by this gene is found in the cytoplasm and can bind to TRAF1, TRAF2, or TRAF3, thereby inhibiting TRAF function by sequestering the TRAFs in a latent state in the cytoplasm. For example, the protein encoded by this gene can block TRAF2 binding to LMP1, the Epstein-Barr virus transforming protein, and inhibit LMP1-mediated NF-kappa-B activation. Two transcript variants encoding different isoforms have been found for this gene. [provided by RefSeq]

**Other
Designations:** TRAF family member-associated NF-KAPPA-B activator, TRAF interacting protein TANK

Related Disease

[Arthritis, Rheumatoid](#) [Cardiovascular Diseases](#) [Diabetes Mellitus, Type 2](#) [Edema](#)
[Genetic Predisposition to Disease](#) [Hematologic Diseases](#) [Hepatitis C](#) [Hodgkin Disease](#)
[Lymphoproliferative Disorders](#) [Multiple Myeloma](#) [Occupational Diseases](#)
[Osteoporosis, Postmenopausal](#) [Waldenstrom Macroglobulinemia](#) [Werner syndrome](#)

[服務條款](#) | [隱私權政策](#) | [著作及商標](#) | [網站地圖](#)

©2016 亞諾法生技股份有限公司 Abnova Corporation. 版權所有.