



# SZABO SCANDIC

Part of Europa Biosite

## Produktinformation



Forschungsprodukte & Biochemikalien



Zellkultur & Verbrauchsmaterial



Diagnostik & molekulare Diagnostik



Laborgeräte & Service

Weitere Information auf den folgenden Seiten!  
See the following pages for more information!



### Lieferung & Zahlungsart

siehe unsere [Liefer- und Versandbedingungen](#)

### Zuschläge

- Mindermengenzuschlag
- Trockeneiszuschlag
- Gefahrgutzuschlag
- Expressversand

### SZABO-SCANDIC HandelsgmbH

Quellenstraße 110, A-1100 Wien

T. +43(0)1 489 3961-0

F. +43(0)1 489 3961-7

[mail@szabo-scandic.com](mailto:mail@szabo-scandic.com)

[www.szabo-scandic.com](http://www.szabo-scandic.com)

[linkedin.com/company/szaboscandic](https://www.linkedin.com/company/szaboscandic) 

## HCN4 monoclonal antibody (M04), clone 2A5

Catalog # : H00010021-M04

規格 : [ 100 ug ]

[List All](#)

### Specification

**Product Description:** Mouse monoclonal antibody raised against a partial recombinant HCN4.

**Immunogen:** HCN4 (NP\_005468.1, 1105 a.a. ~ 1203 a.a) partial recombinant protein with GST tag. MW of the GST tag alone is 26 KDa.

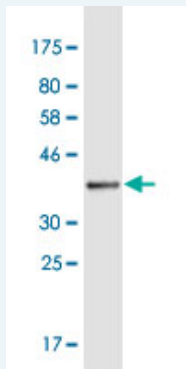
**Sequence:** SPHSSGESMAAFPLFPRAGGGSGSGSSGGLGPPGRPYGAIPGQHVT  
LPRKTSSGSLPPPLSLFGARATSSGGPPLTAGPQREPGARPEPVRSLP  
SNL

**Host:** Mouse

**Reactivity:** Human

**Isotype:** IgG2a Kappa

**Quality Control Testing:** Antibody Reactive Against Recombinant Protein.



Western Blot detection against Immunogen (36.63 KDa) .

**Storage Buffer:** In 1x PBS, pH 7.4

**Storage Instruction:** Store at -20°C or lower. Aliquot to avoid repeated freezing and thawing.

**Datasheet:**  [Download](#)

### Applications

**Western Blot (Recombinant protein)**

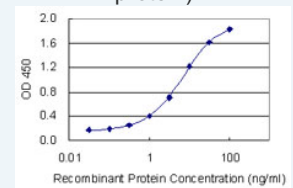
 [Protocol Download](#)


**Sandwich ELISA (Recombinant protein)**

### Application Image

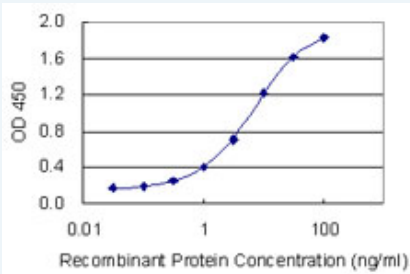
Western Blot (Recombinant protein)

Sandwich ELISA (Recombinant protein)



 [enlarge](#)

ELISA



Detection limit for recombinant GST tagged HCN4 is 0.1 ng/ml as a capture antibody.

 [Protocol Download](#)

## ELISA

### Gene Information

Entrez GeneID: [10021](#)

GeneBank [NM\\_005477](#)

Accession#:

Protein [NP\\_005468.1](#)

Accession#:

Gene Name: HCN4

Gene Alias: -

Gene Description: hyperpolarization activated cyclic nucleotide-gated potassium channel 4

Omim ID: [163800](#), [605206](#)

Gene Ontology: [Hyperlink](#)

**Gene Summary:** This gene encodes a member of the hyperpolarization-activated cyclic nucleotide-gated potassium channels. The encoded protein shows slow kinetics of activation and inactivation, and is necessary for the cardiac pacemaking process. This channel may also mediate responses to sour stimuli. Mutations in this gene have been linked to sick sinus syndrome 2, also known as atrial fibrillation with bradyarrhythmia or familial sinus bradycardia. Two pseudogenes have been identified on chromosome 15. [provided by RefSeq]

**Other Designations:** hyperpolarization activated cyclic nucleotide-gated cation channel 4, potassium/sodium hyperpolarization-activated cyclic nucleotide-gated channel 4

### Related Disease

[Cardiovascular Diseases](#) [Diabetes Mellitus, Type 2](#) [Edema](#)