



# SZABO SCANDIC

Part of Europa Biosite

## Produktinformation



Forschungsprodukte & Biochemikalien



Zellkultur & Verbrauchsmaterial



Diagnostik & molekulare Diagnostik



Laborgeräte & Service

Weitere Information auf den folgenden Seiten!  
See the following pages for more information!



### Lieferung & Zahlungsart

siehe unsere [Liefer- und Versandbedingungen](#)

### Zuschläge

- Mindermengenzuschlag
- Trockeneiszuschlag
- Gefahrgutzuschlag
- Expressversand

### SZABO-SCANDIC HandelsgmbH

Quellenstraße 110, A-1100 Wien

T. +43(0)1 489 3961-0

F. +43(0)1 489 3961-7

[mail@szabo-scandic.com](mailto:mail@szabo-scandic.com)

[www.szabo-scandic.com](http://www.szabo-scandic.com)

[linkedin.com/company/szaboscandic](https://www.linkedin.com/company/szaboscandic) 

## FRAT1 monoclonal antibody (M01), clone 7C9

Catalog # : H00010023-M01

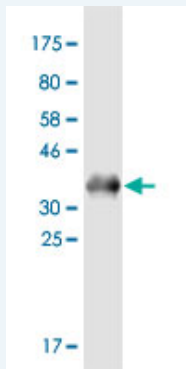
規格 : [ 100 ug ]

[List All](#)

### Specification

<b>Product Description:</b>	Mouse monoclonal antibody raised against a partial recombinant FRAT1.
<b>Immunogen:</b>	FRAT1 (NP_005470.2, 181 a.a. ~ 279 a.a) partial recombinant protein with GST tag. MW of the GST tag alone is 26 KDa.
<b>Sequence:</b>	RLQQRGSGQPETRTGDDDPHRLQLQLVLSGNLIKEAVRRLHSRRLQLR AKLPQRPLLGPLSAPVHEPPSPRSPRAACSDPGASGRAQLRTGDGVLV PGS
<b>Host:</b>	Mouse
<b>Reactivity:</b>	Human
<b>Isotype:</b>	IgG2a Kappa

**Quality Control Testing:** Antibody Reactive Against Recombinant Protein.



Western Blot detection against Immunogen (36.63 KDa) .

**Storage Buffer:** In 1x PBS, pH 7.4

**Storage Instruction:** Store at -20°C or lower. Aliquot to avoid repeated freezing and thawing.

**Datasheet:** [Download](#)

### Applications

**Western Blot (Recombinant protein)**

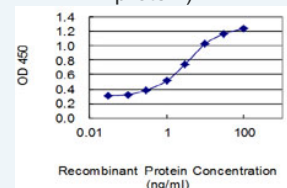
[Protocol Download](#)

**Sandwich ELISA (Recombinant protein)**

### Application Image

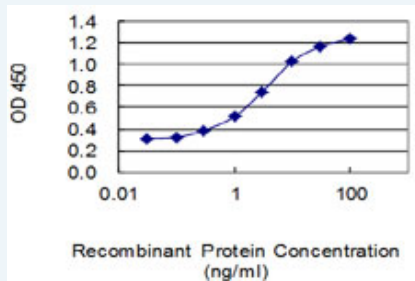
Western Blot (Recombinant protein)

Sandwich ELISA (Recombinant protein)




[enlarge](#)

ELISA



Detection limit for recombinant GST tagged FRAT1 is 0.1 ng/ml as a capture antibody.

 [Protocol Download](#)

## ELISA

### Gene Information

Entrez GeneID: [10023](#)

GeneBank [NM\\_005479.3](#)

Accession#:

Protein [NP\\_005470.2](#)

Accession#:

Gene Name: FRAT1

Gene Alias: FLJ97193

Gene Description: frequently rearranged in advanced T-cell lymphomas

Omim ID: [602503](#)

Gene Ontology: [Hyperlink](#)

**Gene Summary:** The protein encoded by this gene belongs to the GSK-3-binding protein family. The protein inhibits GSK-3-mediated phosphorylation of beta-catenin and positively regulates the Wnt signaling pathway. It may function in tumor progression and in lymphomagenesis. [provided by RefSeq]

Other Designations: GSK-3 binding protein

FRAT1,OTTHUMP00000020201,OTTHUMP00000059391,proto-oncogene FRAT1

### Gene Pathway

[Wnt signaling pathway](#)

### Related Disease

[Alzheimer Disease Genetic Predisposition to Disease](#)