



# SZABO SCANDIC

Part of Europa Biosite

## Produktinformation



Forschungsprodukte & Biochemikalien



Zellkultur & Verbrauchsmaterial



Diagnostik & molekulare Diagnostik



Laborgeräte & Service

Weitere Information auf den folgenden Seiten!  
See the following pages for more information!



### Lieferung & Zahlungsart

siehe unsere [Liefer- und Versandbedingungen](#)

### Zuschläge

- Mindermengenzuschlag
- Trockeneiszuschlag
- Gefahrgutzuschlag
- Expressversand

### SZABO-SCANDIC HandelsgmbH

Quellenstraße 110, A-1100 Wien

T. +43(0)1 489 3961-0

F. +43(0)1 489 3961-7

[mail@szabo-scandic.com](mailto:mail@szabo-scandic.com)

[www.szabo-scandic.com](http://www.szabo-scandic.com)

[linkedin.com/company/szaboscandic](https://www.linkedin.com/company/szaboscandic) 

**TROAP purified MaxPab mouse polyclonal antibody (B01P)** MaxPab®

Catalog # : H00010024-B01P

規格 : [ 50 ug ]

[List All](#)

**Specification**

**Product Description:** Mouse polyclonal antibody raised against a full-length human TROAP protein.

**Immunogen:** TROAP (AAH32583.1, 1 a.a. ~ 778 a.a) full-length human protein.

**Sequence:**  
 MTTRQATKDPLLRGVSPTPSKIPVRSQKRTPFPTVTSCAVDQENQDPR  
 RWWQKPPLNIQRPLVDSAGPRPKARHQAETSQRLVGISQPRNPLEELRP  
 SPRGQNVGPGPPAQTEAPGTIEFVADPAALATILSGEGVKSCHLGRQPS  
 LAKRVLVRSQGGTTQRVQGVASAYLAPRTPTHLDPARASCFSRLE  
 GPGPRGRTLCPQRLQALISPSGSPFHPSTRPSFQELRRETAGSSRTSV  
 SQASGLLLETVPQAFSLPKGEREVVTHSDEGGVASLGLAQRVPLREN  
 REMSHTRDSDHSHLMPSPAPVAQPLGHVPCSPFGRAQRVPSGPP  
 TLTSYVLRRLTVQPKTRFTPMPSTPRVQQAQWLRGVSPQSCSEDPAL  
 PWEQVAVRLFDQESCIRSLESGKPPVATPSGPHSNRTPSLQEVIQRI  
 GILQQLLRQEVEGLVGGQCVPLNGGSSLDMVELQPLLTEISRTLNATEH  
 NSGTSHLPGLLKHSGLPKPCLEECGEPQPCPPAEPGPPEAFCRSEPEI  
 PEPSLQEQLEVPEPYPPAEPRLPESCCRSEPEIPESSRQEQLVPEPCPP  
 AEPRPLESYCRIEPEIPESSRQEQLVPEPCPPAEPGPLQPSTQGQSGP  
 PGPCPRVELGASEPCTLEHRSLESSLPPCCSQWAPATTSIFSSQHPLC  
 ASPPICSLQSLRPPAGQAGLSNLAPRTLALRERLKSCLTAIHCHEARLD  
 DECAFYTSRAPPSGPTRVCTNPVATLLEWQDALCFIPVGSAAAPQGSP


**Host:** Mouse


**Reactivity:** Human

**Quality Control Testing:** Antibody reactive against mammalian transfected lysate.

**Storage Buffer:** In 1x PBS, pH 7.4


**Storage Instruction:** Store at -20°C or lower. Aliquot to avoid repeated freezing and thawing.

**MSDS:**  [Download](#)

**Datasheet:**  [Download](#)

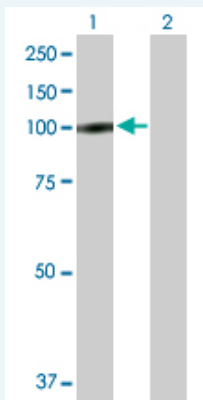
**Application Image**

Western Blot (Transfected lysate)



**Applications**


Western Blot (Transfected lysate)



Western Blot analysis of TROAP expression in transfected 293T cell line ([H00010024-T01](#)) by TROAP MaxPab polyclonal antibody.

Lane1:TROAP transfected lysate(85.58 kDa).

Lane2:Non-transfected lysate.

 [Protocol Download](#)

### Gene Information

**Entrez GeneID:** [10024](#)

**GeneBank** [BC032583.1](#)

**Accession#:**

**Protein** [AAH32583.1](#)

**Accession#:**

**Gene Name:** TROAP

**Gene Alias:** TASTIN

**Gene** trophinin associated protein (tastin)

**Description:**

**Omim ID:** [603872](#)

**Gene Ontology:** [Hyperlink](#)

**Other** tastin,trophinin assisting protein,trophinin-assisting protein (tastin)

**Designations:**

[服務條款](#) | [隱私權政策](#) | [著作及商標](#) | [網站地圖](#)

©2016 亞諾法生技股份有限公司 Abnova Corporation. 版權所有.