



# SZABO SCANDIC

Part of Europa Biosite

## Produktinformation



Forschungsprodukte & Biochemikalien



Zellkultur & Verbrauchsmaterial



Diagnostik & molekulare Diagnostik



Laborgeräte & Service

Weitere Information auf den folgenden Seiten!  
See the following pages for more information!



### Lieferung & Zahlungsart

siehe unsere [Liefer- und Versandbedingungen](#)

### Zuschläge

- Mindermengenzuschlag
- Trockeneiszuschlag
- Gefahrgutzuschlag
- Expressversand

### SZABO-SCANDIC HandelsgmbH

Quellenstraße 110, A-1100 Wien

T. +43(0)1 489 3961-0

F. +43(0)1 489 3961-7

[mail@szabo-scandic.com](mailto:mail@szabo-scandic.com)

[www.szabo-scandic.com](http://www.szabo-scandic.com)

[linkedin.com/company/szaboscandic](https://www.linkedin.com/company/szaboscandic) 

## THRAP5 monoclonal antibody (M03), clone 3B10

Catalog # : H00010025-M03

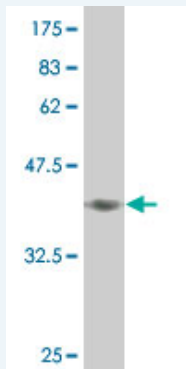
規格 : [ 100 ug ]

[List All](#)

### Specification

<b>Product Description:</b>	Mouse monoclonal antibody raised against a partial recombinant THRAP5.
<b>Immunogen:</b>	THRAP5 (AAH17282, 1 a.a. ~ 110 a.a) partial recombinant protein with GST tag. MW of the GST tag alone is 26 KDa.
<b>Sequence:</b>	MCDLRRPAAGGMMDLAYVCEWEKWSKSTHCPSVPLACAWSCRNLIAF TMDLRSDQDLTRMIHILDTEHPWDLHSIPSEHHEAITCLEWDQSGSRLL SADADGQIKCWSM
<b>Host:</b>	Mouse
<b>Reactivity:</b>	Human
<b>Isotype:</b>	IgG2a Kappa

**Quality Control Testing:** Antibody Reactive Against Recombinant Protein.



Western Blot detection against Immunogen (37.84 KDa) .

**Storage Buffer:** In 1x PBS, pH 7.4

**Storage Instruction:** Store at -20°C or lower. Aliquot to avoid repeated freezing and thawing.

**MSDS:** [Download](#)

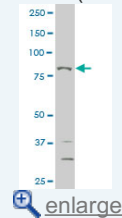
**Datasheet:** [Download](#)

### Applications

Western Blot (Cell lysate)

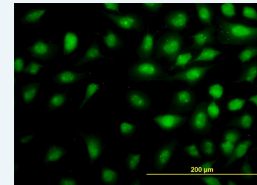
### Application Image

Western Blot (Cell lysate)

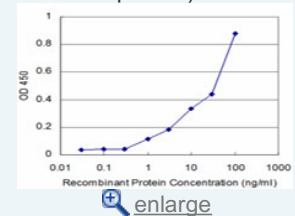


Western Blot (Recombinant protein)

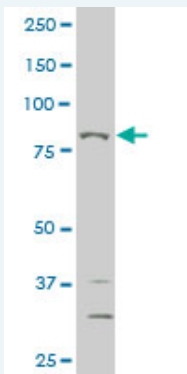
Immunofluorescence



Sandwich ELISA (Recombinant protein)



ELISA



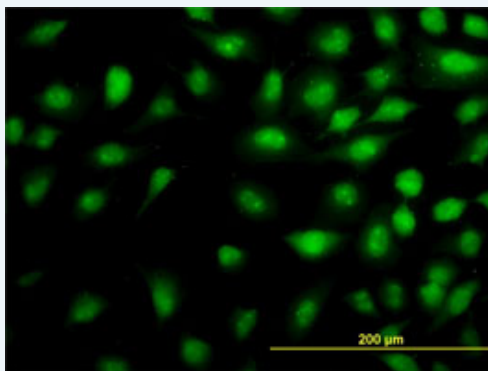
THRAP5 monoclonal antibody (M03), clone 3B10 Western Blot analysis of THRAP5 expression in HeLa S3 NE ( Cat # L013V3 ).

[Protocol Download](#)

#### Western Blot (Recombinant protein)

[Protocol Download](#)

#### Immunofluorescence

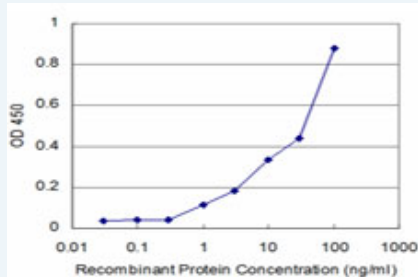


[enlarge this image](#)

Immunofluorescence of monoclonal antibody to THRAP5 on HeLa cell. [antibody concentration 10 ug/ml]

[Protocol Download](#)

#### Sandwich ELISA (Recombinant protein)



Detection limit for recombinant GST tagged THRAP5 is approximately 3ng/ml as a capture antibody.

[Protocol Download](#)

#### ELISA

#### Gene Information

Entrez GeneID: [10025](#)

GeneBank [BC017282](#)  
Accession#:

Protein [AAH17282](#)  
Accession#:

Gene Name: MED16

Gene Alias: DRIP92, THRAP5, TRAP95

Gene mediator complex subunit 16

Description:

Omim ID: [604062](#)

Gene Ontology: [Hyperlink](#)

Other Designations: thyroid hormone receptor associated protein 5,thyroid hormone receptor-associated protein 5,thyroid hormone receptor-associated protein complex component,thyroid hormone receptor-associated protein, 95-kD subunit

[服務條款](#) | [隱私權政策](#) | [著作及商標](#) | [網站地圖](#)

©2016 亞諾法生技股份有限公司 Abnova Corporation. 版權所有.