



SZABO SCANDIC

Part of Europa Biosite

Produktinformation



Forschungsprodukte & Biochemikalien



Zellkultur & Verbrauchsmaterial



Diagnostik & molekulare Diagnostik



Laborgeräte & Service

Weitere Information auf den folgenden Seiten!
See the following pages for more information!



Lieferung & Zahlungsart

siehe unsere [Liefer- und Versandbedingungen](#)

Zuschläge

- Mindermengenzuschlag
- Trockeneiszuschlag
- Gefahrgutzuschlag
- Expressversand

SZABO-SCANDIC HandelsgmbH

Quellenstraße 110, A-1100 Wien

T. +43(0)1 489 3961-0

F. +43(0)1 489 3961-7

mail@szabo-scandic.com

www.szabo-scandic.com

[linkedin.com/company/szaboscandic](https://www.linkedin.com/company/szaboscandic) 

HMG2L1 monoclonal antibody (M03), clone 3C12

Catalog # : H00010042-M03

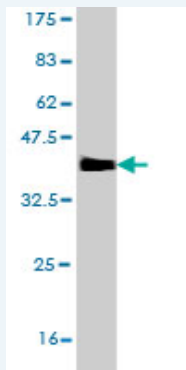
規格 : [100 ug]

[List All](#)

Specification

Product Description:	Mouse monoclonal antibody raised against a partial recombinant HMG2L1.
Immunogen:	HMG2L1 (NP_001003681, 1 a.a. ~ 74 a.a) partial recombinant protein with GST tag. MW of the GST tag alone is 26 KDa.
Sequence:	MAYDDSVKKEDCFDGDHTFEDIGLAAGRSQREKKRSYKDFLREEEIIA QVRNSSKKKLKDSELYFLGTDTHKK
Host:	Mouse
Reactivity:	Human
Isotype:	IgG1 Kappa

Quality Control Testing: Antibody Reactive Against Recombinant Protein.



Western Blot detection against Immunogen (33.88 KDa) .

Storage Buffer: In 1x PBS, pH 7.4

Storage Instruction: Store at -20°C or lower. Aliquot to avoid repeated freezing and thawing.

MSDS: [Download](#)

Datasheet: [Download](#)

Applications

Western Blot (Recombinant protein)

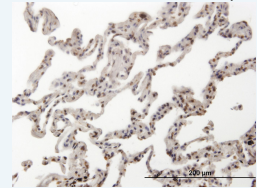
[Protocol Download](#)

Immunohistochemistry (Formalin/PFA-fixed paraffin-embedded sections)

Application Image

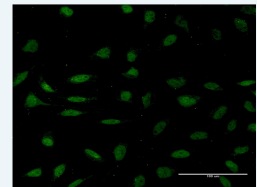
Western Blot (Recombinant protein)

Immunohistochemistry (Formalin/PFA-fixed paraffin-embedded sections)



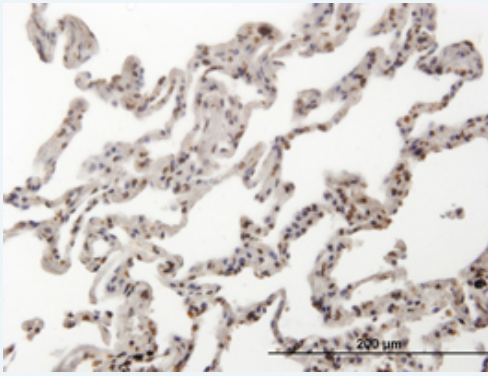
[enlarge](#)

Immunofluorescence



[enlarge](#)

ELISA

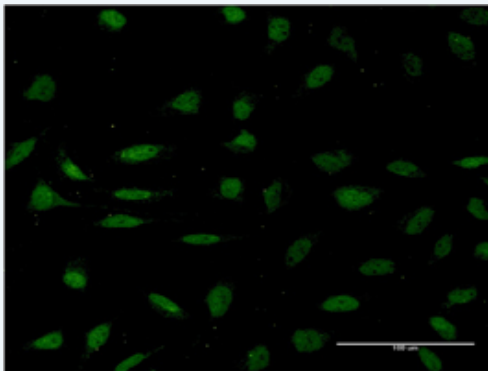


[enlarge this image](#)

Immunoperoxidase of monoclonal antibody to HMG2L1 on formalin-fixed paraffin-embedded human lung. [antibody concentration 3 ug/ml]

[Protocol Download](#)

Immunofluorescence



[enlarge this image](#)

Immunofluorescence of monoclonal antibody to HMGXB4 on HeLa cell . [antibody concentration 10 ug/ml]

[Protocol Download](#)

ELISA

Gene Information

Entrez GeneID: [10042](#)

GeneBank Accession#: [NM_001003681](#)

Protein Accession#: [NP_001003681](#)

Gene Name: HMGXB4

Gene Alias: HMG2L1,HMGBCG,THC211630

Gene Description: HMG box domain containing 4

Omim ID: [604702](#)

Gene Ontology: [Hyperlink](#)

Other Designations: OTTHUMP00000028778,high-mobility group protein 2-like 1

Related Disease

[Bipolar Disorder](#) [Genetic Predisposition to Disease](#) [Tobacco Use Disorder](#)

