



# SZABO SCANDIC

Part of Europa Biosite

## Produktinformation



Forschungsprodukte & Biochemikalien



Zellkultur & Verbrauchsmaterial



Diagnostik & molekulare Diagnostik



Laborgeräte & Service

Weitere Information auf den folgenden Seiten!  
See the following pages for more information!



### Lieferung & Zahlungsart

siehe unsere [Liefer- und Versandbedingungen](#)

### Zuschläge

- Mindermengenzuschlag
- Trockeneiszuschlag
- Gefahrgutzuschlag
- Expressversand

### SZABO-SCANDIC HandelsgmbH

Quellenstraße 110, A-1100 Wien

T. +43(0)1 489 3961-0

F. +43(0)1 489 3961-7

[mail@szabo-scandic.com](mailto:mail@szabo-scandic.com)

[www.szabo-scandic.com](http://www.szabo-scandic.com)

[linkedin.com/company/szaboscandic](https://www.linkedin.com/company/szaboscandic) 

## DNAJB6 polyclonal antibody (A01)

Catalog # : H00010049-A01

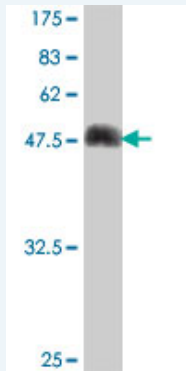
規格 : [ 50 uL ]

List All

### Specification

<b>Product Description:</b>	Mouse polyclonal antibody raised against a full-length recombinant DNAJB6.
<b>Immunogen:</b>	DNAJB6 (AAH00177, 1 a.a. ~ 241 a.a) full-length recombinant protein with GST tag.
<b>Sequence:</b>	MVDYYEVLGVQRHASPEDIKKAYRKLALKWHPDKNPENKEEAERKFKQV AEAYEVLSDAKKRDIYDKYGKEGLNGGGGGGSHFDSPFEFGFTFRNPD DVFREFFGGRDPFSDFDFEDPFEDFFGNRRGPRGSRSRGTGSFFSAF SGFPSFGSGFSSFDTGFTSFGSLGHGGLTSFSSTSGGSGMGNFKSIS TSTKMVNGRKITTKRIVENGQERVEEEDGQLKSLTINGKEQLLRDNLK
<b>Host:</b>	Mouse
<b>Reactivity:</b>	Human, Rat

**Quality Control Testing:** Antibody Reactive Against Recombinant Protein.



Western Blot detection against Immunogen (52.62 KDa) .

**Storage Buffer:** 50 % glycerol

**Storage Instruction:** Store at -20°C or lower. Aliquot to avoid repeated freezing and thawing.

**MSDS:** [Download](#)

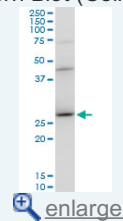
**Datasheet:** [Download](#)

### Applications

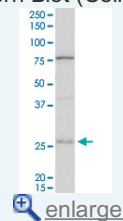
Western Blot (Cell lysate)

### Application Image

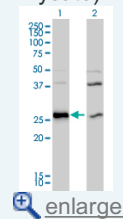
Western Blot (Cell lysate)



Western Blot (Cell lysate)

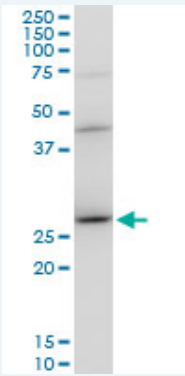


Western Blot (Transfected lysate)



Western Blot (Recombinant protein)

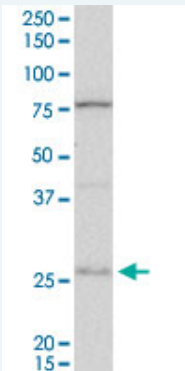
ELISA



DNAJB6 polyclonal antibody (A01), Lot # 060309JCS1. Western Blot analysis of DNAJB6 expression in PC-12. (Isoform : 26.899 kDa)

 [Protocol Download](#)

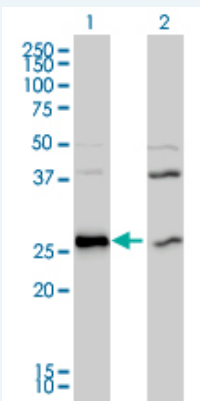
#### Western Blot (Cell lysate)



DNAJB6 polyclonal antibody (A01). Western Blot analysis of DNAJB6 expression in Jurkat.

 [Protocol Download](#)

#### Western Blot (Transfected lysate)



Western Blot analysis of DNAJB6 expression in transfected 293T cell line by DNAJB6 polyclonal antibody (A01).

Lane1:DNAJB6 transfected lysate(27 KDa).

Lane2:Non-transfected lysate.

 [Protocol Download](#)

#### Western Blot (Recombinant protein)

 [Protocol Download](#)

#### ELISA

#### Gene Information

Entrez GeneID: [10049](#)

GeneBank [BC000177](#)

Accession#:

**Protein** [AAH00177](#)

**Accession#:**

**Gene Name:** DNAJB6

**Gene Alias:** DJ4,DKFZp566D0824,DnaJ,FLJ42837,HHDJ1,HSJ-2,HSJ2,MGC1152,MGC117297,MRJ,MSJ-1

**Gene Description:** DnaJ (Hsp40) homolog, subfamily B, member 6

**Omim ID:** [611332](#)

**Gene Ontology:** [Hyperlink](#)

**Gene Summary:** This gene encodes a member of the DNAJ protein family. DNAJ family members are characterized by a highly conserved amino acid stretch called the 'J-domain' and function as one of the two major classes of molecular chaperones involved in a wide range of cellular events, such as protein folding and oligomeric protein complex assembly. This family member may also play a role in polyglutamine aggregation in specific neurons. Alternative splicing of this gene results in multiple transcript variants; however, not all variants have been fully described. [provided by RefSeq]

**Other Designations:** DnaJ-like 2 protein,heat shock protein J2

[服務條款](#) | [隱私權政策](#) | [著作及商標](#) | [網站地圖](#)

©2016 亞諾法生技股份有限公司 Abnova Corporation. 版權所有.