



SZABO SCANDIC

Part of Europa Biosite

Produktinformation



Forschungsprodukte & Biochemikalien



Zellkultur & Verbrauchsmaterial



Diagnostik & molekulare Diagnostik



Laborgeräte & Service

Weitere Information auf den folgenden Seiten!
See the following pages for more information!



Lieferung & Zahlungsart

siehe unsere [Liefer- und Versandbedingungen](#)

Zuschläge

- Mindermengenzuschlag
- Trockeneiszuschlag
- Gefahrgutzuschlag
- Expressversand

SZABO-SCANDIC HandelsgmbH

Quellenstraße 110, A-1100 Wien

T. +43(0)1 489 3961-0

F. +43(0)1 489 3961-7

mail@szabo-scandic.com

www.szabo-scandic.com

[linkedin.com/company/szaboscandic](https://www.linkedin.com/company/szaboscandic) 

DNAJB6 purified MaxPab rabbit polyclonal antibody (D01P) MaxPab®

Catalog # : H00010049-D01P

規格 : [100 ug]

[List All](#)

Specification

Product Description: Rabbit polyclonal antibody raised against a full-length human DNAJB6 protein.

Immunogen: DNAJB6 (NP_490647.1, 1 a.a. ~ 326 a.a) full-length human protein.

Sequence:
 MVDYYEVLGVQRHASPEDIKKAYRKLALKWHPDKNPENKEEAERKFKQV
 AEAYEVLSDAKKRDIYDKYGKEGLNGGGGGGSHFDSPFEFGFTFRNPD
 DVFREFFGGRDPFSFDFFEDPFEDFFGNRRGPRGSRSRGTGSFFSAF
 SGFPSFGSGFSSFDTGFTSFGSLGHGGLTSFSSTSFGGSGMGNFKSIS
 TSTKMVNGRKITTKRIVENGQERVEEEDGQLKSLTINGVADDDALAEER
 MRRGQNALPAQPAGLRPPKPPRPASLLRHAPHCLSEEEGEQDRPRAPG
 PWDPLASAAAGLKEGGKRKKQKQREESKSKKSTKGNH

Host: Rabbit

Reactivity: Human

Quality Control Testing: Antibody reactive against mammalian transfected lysate.

Storage Buffer: In 1x PBS, pH 7.4

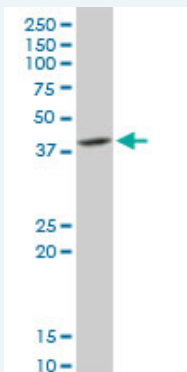
Storage Instruction: Store at -20°C or lower. Aliquot to avoid repeated freezing and thawing.

MSDS:  [Download](#)

Datasheet:  [Download](#)

Applications

Western Blot (Cell lysate)



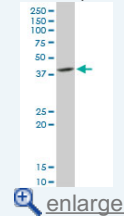
DNAJB6 MaxPab rabbit polyclonal antibody. Western Blot analysis of DNAJB6 expression in HepG2.

 [Protocol Download](#)

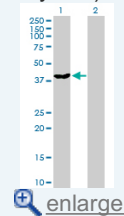
Western Blot (Transfected lysate)

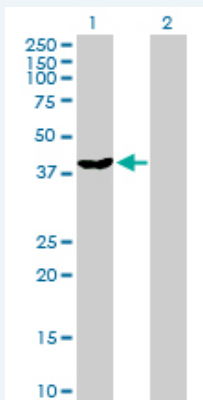
Application Image

Western Blot (Cell lysate)



Western Blot (Transfected lysate)





Western Blot analysis of DNAJB6 expression in transfected 293T cell line (H00010049-T02) by DNAJB6 MaxPab polyclonal antibody.

Lane 1: DNAJB6 transfected lysate(36.10 KDa).
Lane 2: Non-transfected lysate.

 [Protocol Download](#)

Gene Information

Entrez GeneID: [10049](#)

GeneBank Accession#: [NM_058246.3](#)

Protein Accession#: [NP_490647.1](#)

Gene Name: DNAJB6

Gene Alias: DJ4,DKFZp566D0824,DnaJ,FLJ42837,HHDJ1,HSJ-2,HSJ2,MGC1152,MGC117297,MRJ,MSJ-1

Gene Description: DnaJ (Hsp40) homolog, subfamily B, member 6

Omim ID: [611332](#)

Gene Ontology: [Hyperlink](#)

Gene Summary: This gene encodes a member of the DNAJ protein family. DNAJ family members are characterized by a highly conserved amino acid stretch called the 'J-domain' and function as one of the two major classes of molecular chaperones involved in a wide range of cellular events, such as protein folding and oligomeric protein complex assembly. This family member may also play a role in polyglutamine aggregation in specific neurons. Alternative splicing of this gene results in multiple transcript variants; however, not all variants have been fully described. [provided by RefSeq]

Other Designations: DnaJ-like 2 protein,heat shock protein J2