



SZABO SCANDIC

Part of Europa Biosite

Produktinformation



Forschungsprodukte & Biochemikalien



Zellkultur & Verbrauchsmaterial



Diagnostik & molekulare Diagnostik



Laborgeräte & Service

Weitere Information auf den folgenden Seiten!
See the following pages for more information!



Lieferung & Zahlungsart

siehe unsere [Liefer- und Versandbedingungen](#)

Zuschläge

- Mindermengenzuschlag
- Trockeneiszuschlag
- Gefahrgutzuschlag
- Expressversand

SZABO-SCANDIC HandelsgmbH

Quellenstraße 110, A-1100 Wien

T. +43(0)1 489 3961-0

F. +43(0)1 489 3961-7

mail@szabo-scandic.com

www.szabo-scandic.com

[linkedin.com/company/szaboscandic](https://www.linkedin.com/company/szaboscandic) 

SMC4L1 purified MaxPab mouse polyclonal antibody (B01P) MaxPab®

Catalog # : H00010051-B01P

規格 : [50 ug]

[List All](#)

Specification

Product Description: Mouse polyclonal antibody raised against a full-length human SMC4L1 protein.

Immunogen: SMC4L1 (AAI48797.1, 1 a.a. ~ 1288 a.a) full-length human protein.

Sequence:
 MPRKGTQPSTARRREEGPPPPSPDGASSDAEPEPPSGRTEPATAAET
 ASEELDNRSLEEILNSIPPPPPAMTNEAGAPRLMITHIVNQNFKSYAGEKI
 LGPFHKRFSCIIIGPNGSGKSNVIDSMLFVFGYRAQKIRSKKLSVLIHNSDEH
 KDIQSCTVEVHFQKIIDKEGDDYEVIPNSNFYVSRTACRDNTSVYHISGKK
 KTFKDVGNLLRSHGIDLHNRFLILQGEVEQIAMMKPKGQTEHDEGMLEY
 LEDIIGCGRLENEPIKLCRRVEILNEHRGEKLNRVKMVEKEKDALEGEKNIAI
 EFLTLENEIFRKKNHVCQYYIYELQKRIAEMETQKEKIHEDTKEINEKSNILS
 NEMKAKNKDVKDTEKKLNKIKFIEENKEKFTQLDLEDVQVREKLKHATSK
 AKKLEKQLQKDKKEKVEEFKSIPAKSNIIINETTTRNNALEKEKEKEEKKLKE
 VMDSLKQETQGLQKEKESREKELMGFSKSVNEARSKMDVAQSELDIYLS
 RHNTAVSQLTKAKEALIASETLKERKAAIRDIEGKLPQTEQELKEKEKEL
 QKLTQEETNFKSLVHDLFQKVEEAKSSLAMNRSRGKVLDAIQEKKSGRI
 PGIYGRGLGDLGAIDEKYDVAISSCCHALDYVWDSIDIAQECVNFLKRNIG
 VATFIGLDKMAVWAKKMTIEQTPENTPRLFDLVKVKDEKIRQAFYFALRD
 TLVADNLDQATRVAYQKDRRWVVTLQGGQIIEQSGTMTGGGSKVMKG
 RMGSSLVIEIEEEVNKMESQLQNDSSKAMQIQEQKVQLEERVVCLRHSE
 REMRNTLEKFTASIQRLIEQEEYLNQVKEEANVLATAPDKKKQKLEEN
 VSAFKTEYDAVAEKAGKVEAEVKRLHNTIVEINNHLKAQQDKLDKINKQL
 DECASAITKAQVAIKTADRNLQKAQDSVLRTEKEIKDTEKEVDDLTAELKS
 LEDKAAEVVKNNTNAAEESLPEIQKEHRNLLQELKVIQENEHALQKDALSIL
 KLEQIDGHIAEHNSKIKYWHKEISKISLHPIDNPIEEISVLSPEDEAIKNPDSI
 TNQIALLEARCHHEMKNLGAIAEYKKKEELYLQRVAELDKITYERDSFRQA
 YEDLRKQRLNEFMAGFYIITNKLKENYQMLTLGGDAEELVDSLDPFSEG
 IMFSVRPPKKSWSKKIFNLSGGEKTLSSLALVFALHHYKPTPLYFMDEIDAA
 LDFKNVSAFYIYEQTNAQFIIISLRNNMFEISDRLIGIYKTYNITKSAVNP
 KEIASKGLC

Host: Mouse

Reactivity: Human

Quality Control Testing: Antibody reactive against mammalian transfected lysate.

Storage Buffer: In 1x PBS, pH 7.4

Storage Instruction: Store at -20°C or lower. Aliquot to avoid repeated freezing and thawing.

MSDS:  [Download](#)


Datasheet:  [Download](#)

Applications

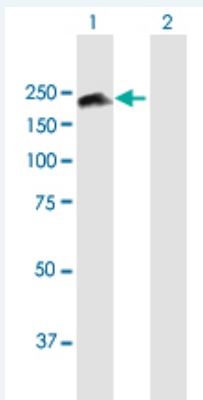
Western Blot (Transfected lysate)

Application Image

Western Blot (Transfected lysate)




 [enlarge](#)



Western Blot analysis of SMC4 expression in transfected 293T cell line ([H00010051-T01](#)) by SMC4 MaxPab polyclonal antibody.

Lane 1: SMC4L1 transfected lysate(141.68 KDa).

Lane 2: Non-transfected lysate.

 [Protocol Download](#)

Gene Information

Entrez GeneID: [10051](#)

GeneBank [BC148796](#)

Accession#:

Protein [AAI48797.1](#)

Accession#:

Gene Name: SMC4

Gene Alias: CAPC,SMC4L1,hCAP-C

Gene structural maintenance of chromosomes 4

Description:

Omim ID: [605575](#)

Gene Ontology: [Hyperlink](#)

Other Designations: SMC4 structural maintenance of chromosomes 4-like 1,chromosome-associated polypeptide C

[服務條款](#) | [隱私權政策](#) | [著作及商標](#) | [網站地圖](#)

©2016 亞諾法生技股份有限公司 Abnova Corporation. 版權所有.