



# SZABO SCANDIC

Part of Europa Biosite

## Produktinformation



Forschungsprodukte & Biochemikalien



Zellkultur & Verbrauchsmaterial



Diagnostik & molekulare Diagnostik



Laborgeräte & Service

Weitere Information auf den folgenden Seiten!  
See the following pages for more information!



### Lieferung & Zahlungsart

siehe unsere [Liefer- und Versandbedingungen](#)

### Zuschläge

- Mindermengenzuschlag
- Trockeneiszuschlag
- Gefahrgutzuschlag
- Expressversand

### SZABO-SCANDIC HandelsgmbH

Quellenstraße 110, A-1100 Wien

T. +43(0)1 489 3961-0

F. +43(0)1 489 3961-7

[mail@szabo-scandic.com](mailto:mail@szabo-scandic.com)

[www.szabo-scandic.com](http://www.szabo-scandic.com)

[linkedin.com/company/szaboscandic](https://www.linkedin.com/company/szaboscandic) 

## GJA7 polyclonal antibody (A01)

Catalog # : H00010052-A01

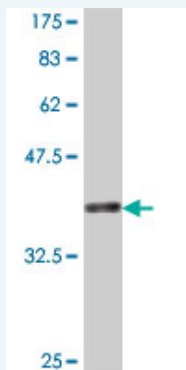
規格 : [ 50 uL ]

[List All](#)

### Specification

<b>Product Description:</b>	Mouse polyclonal antibody raised against a partial recombinant GJA7.
<b>Immunogen:</b>	GJA7 (NP_005488, 297 a.a. ~ 396 a.a) partial recombinant protein with GST tag.
<b>Sequence:</b>	DQIQYTELSNAKIAYKQNKANTAQEQQYGSHEENLPADLEALQREIRMAQ ERLDLAVQAYSHQNNPHGPREKKAKVGSKAGSNKSTASSKSGDGKTSV WI
<b>Host:</b>	Mouse
<b>Reactivity:</b>	Human

**Quality Control Testing:** Antibody Reactive Against Recombinant Protein.



Western Blot detection against Immunogen (37.11 kDa) .

**Storage Buffer:** 50 % glycerol

**Storage Instruction:** Store at -20°C or lower. Aliquot to avoid repeated freezing and thawing.

**MSDS:** [Download](#)

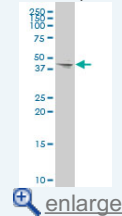
**Datasheet:** [Download](#)

### Applications

Western Blot (Cell lysate)

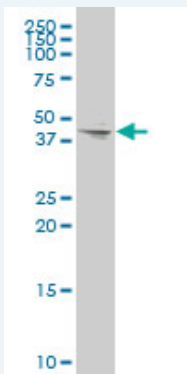
### Application Image

Western Blot (Cell lysate)




Western Blot (Recombinant protein)

ELISA




GJA7 polyclonal antibody (A01), Lot # 060608JCS1 Western Blot analysis of GJA7 expression in 293 ( Cat # L026V1 ).

 [Protocol Download](#)

---

**Western Blot (Recombinant protein)**

 [Protocol Download](#)

---

**ELISA**

---

**Gene Information**

**Entrez GeneID:** [10052](#)

**GeneBank Accession#:** [NM\\_005497](#)

**Protein Accession#:** [NP\\_005488](#)

**Gene Name:** GJC1

**Gene Alias:** CX45,DKFZp686P0738,GJA7

**Gene Description:** gap junction protein, gamma 1, 45kDa

**Omim ID:** [608655](#)

**Gene Ontology:** [Hyperlink](#)

**Gene Summary:** This gene is a member of the connexin gene family. The encoded protein is a component of gap junctions, which are composed of arrays of intercellular channels that provide a route for the diffusion of low molecular weight materials from cell to cell. Alternatively spliced transcript variants encoding the same isoform have been described. [provided by RefSeq]

**Other Designations:** connexin 45,gap junction protein, alpha 7, 45kDa

---

**Related Disease**

[Cardiovascular Diseases](#) [Diabetes Mellitus, Type 2](#) [Edema](#)