



# SZABO SCANDIC

Part of Europa Biosite

## Produktinformation



Forschungsprodukte & Biochemikalien



Zellkultur & Verbrauchsmaterial



Diagnostik & molekulare Diagnostik



Laborgeräte & Service

Weitere Information auf den folgenden Seiten!  
See the following pages for more information!



### Lieferung & Zahlungsart

siehe unsere [Liefer- und Versandbedingungen](#)

### Zuschläge

- Mindermengenzuschlag
- Trockeneiszuschlag
- Gefahrgutzuschlag
- Expressversand

### SZABO-SCANDIC HandelsgmbH

Quellenstraße 110, A-1100 Wien

T. +43(0)1 489 3961-0

F. +43(0)1 489 3961-7

[mail@szabo-scandic.com](mailto:mail@szabo-scandic.com)

[www.szabo-scandic.com](http://www.szabo-scandic.com)

[linkedin.com/company/szaboscandic](https://www.linkedin.com/company/szaboscandic) 

## UBA2 purified MaxPab mouse polyclonal antibody (B01P) MaxPab®

Catalog # : H00010054-B01P

規格 : [ 50 ug ]

[List All](#)

### Specification

**Product Description:** Mouse polyclonal antibody raised against a full-length human UBA2 protein.

**Immunogen:** UBA2 (NP\_005490.1, 1 a.a. ~ 640 a.a) full-length human protein.

**Sequence:**  
 MALSRGLPRELAEAVAGGRVLVVGAGGIGCELLKNLVLTFGSHIDLIDLD  
 TIDVSNLNRQFLFQKKHVGRSKAQVAKESVLQFYPKANIVAYHDSIMNPD  
 YNVEFFRQFILVMNALDNRAARNHVNRMCLAADVPLIESGTAGYLQVTT  
 IKKGVTECYECHKPQTQRTFFPGCTIRNTPSEPIHCIVWAKYLFNQLFG  
 EEDADQEVSPDRADPEAAWEPTAEARARASNEGDGDIKRISTKEWAKSTGYD  
 PVKLFTKLKFDDIRYLLTMDKLWRKRKPPVPLDWAQVQSQGEETNASD  
 QQNEPQLGLKDQQLDVKSYARLFKSKSIETLRVHLEKGDGAELIWDKD  
 DPSAMDFVTSAANLRMHIFSMNMKSRFDIKSMAGNIIPAIATTTNAVIAGLIVL  
 EGLKILSGKIDQCRTIFLNKQPNPRKLLVPCALDPPNPNCYVCASKPEVT  
 VRLNVHKVTVLTLQDKVKEKVFAMVAPDVQIEDGKGTILISSEEGETEANN  
 HKKLESEFGIRNGSRLQADDFLQDYLLINLHSEDLGKDFEVEVVGDAPEK  
 VGPKQAEDAASITNGSDDGAQPSTSTAEQDDVLVDSDEEDSSNNAD  
 VSEERSRKRKLDEKENLSAKRSRIEQKEELDDVIALD

**Host:** Mouse

**Reactivity:** Human

**Quality Control Testing:** Antibody reactive against mammalian transfected lysate.

**Storage Buffer:** In 1x PBS, pH 7.4

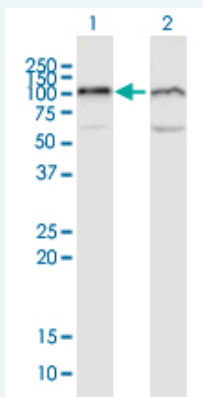
**Storage Instruction:** Store at -20°C or lower. Aliquot to avoid repeated freezing and thawing.

**MSDS:** [Download](#)

**Datasheet:** [Download](#)

### Applications

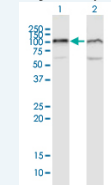
#### Western Blot (Transfected lysate)



Western Blot analysis of UBA2 expression in transfected 293T cell line ([H00010054-T01](#)) by UBA2 MaxPab polyclonal antibody.

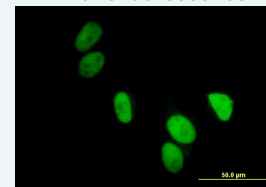
### Application Image

#### Western Blot (Transfected lysate)



[enlarge](#)

#### Immunofluorescence

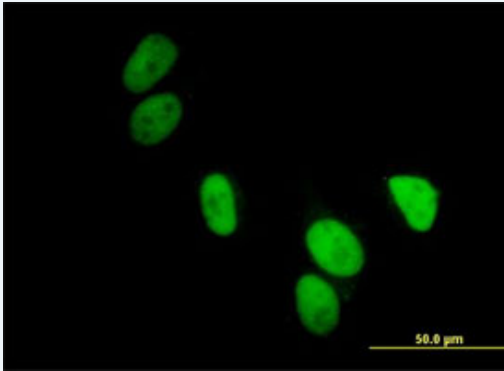


[enlarge](#)

Lane 1: UBA2 transfected lysate(70.4 KDa).  
Lane 2: Non-transfected lysate.

 [Protocol Download](#)

### Immunofluorescence



 [enlarge this image](#)

Immunofluorescence of purified MaxPab antibody to UBA2 on HeLa cell. [antibody concentration 10 ug/ml]

 [Protocol Download](#)

### Gene Information

**Entrez GeneID:** [10054](#)

**GeneBank  
Accession#:** [NM\\_005499.2](#)

**Protein  
Accession#:** [NP\\_005490.1](#)

**Gene Name:** UBA2

**Gene Alias:** ARX,FLJ13058,HRIHFB2115,SAE2

**Gene  
Description:** ubiquitin-like modifier activating enzyme 2

**Gene Ontology:** [Hyperlink](#)

**Other  
Designations:** SUMO-1 activating enzyme subunit 2,SUMO1 activating enzyme subunit 2,UBA2, ubiquitin-activating enzyme E1 homolog,anthracycline-associated resistance

### Gene Pathway

[Ubiquitin mediated proteolysis](#)

[服務條款](#) | [隱私權政策](#) | [著作及商標](#) | [網站地圖](#)

©2016 亞諾法生技股份有限公司 Abnova Corporation. 版權所有.