



SZABO SCANDIC

Part of Europa Biosite

Produktinformation



Forschungsprodukte & Biochemikalien



Zellkultur & Verbrauchsmaterial



Diagnostik & molekulare Diagnostik



Laborgeräte & Service

Weitere Information auf den folgenden Seiten!
See the following pages for more information!



Lieferung & Zahlungsart

siehe unsere [Liefer- und Versandbedingungen](#)

Zuschläge

- Mindermengenzuschlag
- Trockeneiszuschlag
- Gefahrgutzuschlag
- Expressversand

SZABO-SCANDIC HandelsgmbH

Quellenstraße 110, A-1100 Wien

T. +43(0)1 489 3961-0

F. +43(0)1 489 3961-7

mail@szabo-scandic.com

www.szabo-scandic.com

[linkedin.com/company/szaboscandic](https://www.linkedin.com/company/szaboscandic) 

DNM1L monoclonal antibody (M02), clone 1D6

產品編號 #: H00010059-M02


規格 : [100 ug]

[List All](#)

Specification

Product Description:	Mouse monoclonal antibody raised against a full-length recombinant DNM1L.
Immunogen:	DNM1L (AAH24590.1, 1 a.a. ~ 710 a.a) full-length recombinant protein with GST tag. MW of the GST tag alone is 26 KDa.
Sequence:	MEALIPVINKLQDVFNTVVGADIIQLPQIVVGTQSSGKSSVLESLVGRDLLP RGTGIVTRRPLILQLVHVSQEDKRKTTGEENGVEAEEWGKFLHTKNKLY TDFDEIRQEIENETERISGNNGVSPPEIHLKIFSPNVNLTLDLPGMTKV PVGDPKDIELQIRELILRFISNPNSILAVTAANTDMATSEALKISREVPD GRRTLAVITKLDLMDAGTDAMDVLMGRVIPVKLGIGVWNRSQLDINNKKS VTDSIRDEYAFLLQKKYPSLANRNGTKYLARTLNRLMHHIRDCLPELKTRI NVLAAQYQSLLSYGEVDDKSATLLQLITKFATEYCNITIEGTAKYIETSE LCGGARICYIFHETFGRYLESVDPLGGLNTIDILTAIRNATGPRPALFVPEV SFELLVKRQIKRLEEPSLRCVELVHEEMQRIIHCNSYSTQELLRFPKLHD AVEVVTCLLRKRLPVTNEMVHNLVAIELAYINTKHPDFADACGLMNNNIEE QRRNRLARELPSAVSRDKLIQDSRRETKNVASGGGGVGDGVQEPTTGN WRGMLKTSKAEELLAEKSKPIIMPASPQKGHAVNLLDVPVPVARKLSA REQRDCEVIERLIKSYFLVIRKNIQDSVPKAVMHFLVNHVKDTLQSELVGQ LYKSSLLDDLLTESEDMAQRRKEAADMLKALQGASQIIAEIRETHLW
Host:	Mouse
Reactivity:	Human
Isotype:	IgG2b Kappa

Quality Control Testing: Antibody Reactive Against Recombinant Protein.



Western Blot detection against Immunogen (103.84 KDa) .

Storage Buffer: In 1x PBS, pH 7.4

Storage Instruction: Store at -20°C or lower. Aliquot to avoid repeated freezing and thawing.

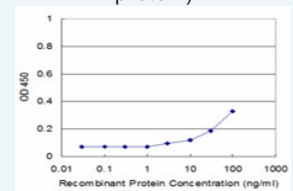
MSDS: [Download](#)

Datasheet: [Download](#)

Application Image

Western Blot (Recombinant protein)

Sandwich ELISA (Recombinant protein)

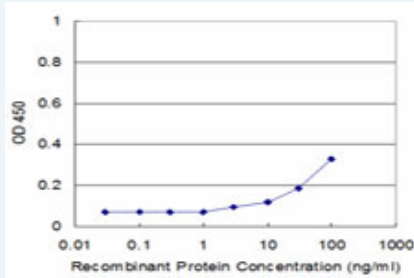


[enlarge](#)

ELISA

Applications

Sandwich ELISA (Recombinant protein)



Detection limit for recombinant GST tagged DNM1L is approximately 3ng/ml as a capture antibody.

[Protocol Download](#)

ELISA

Gene Information

Entrez GeneID: [10059](#)GeneBank Accession#: [BC024590](#)Protein Accession#: [AAH24590.1](#)

Gene Name: DNM1L

Gene Alias: DLP1,DRP1,DVLP,DYMPLE,DYNIV-11,FLJ41912,HDYNIV,VPS1

Gene Description: dynamin 1-like

Omim ID: [603850](#)Gene Ontology: [Hyperlink](#)

Gene Summary: The protein encoded by this gene is a member of the dynamin superfamily of GTPases. Members of the dynamin-related subfamily, including the *S. cerevisiae* proteins Dnm1 and Vps1, contain the N-terminal tripartite GTPase domain but do not have the pleckstrin homology or proline-rich domains. This protein establishes mitochondrial morphology through a role in distributing mitochondrial tubules throughout the cytoplasm. The gene has 3 alternatively spliced transcripts encoding different isoforms. These transcripts are alternatively polyadenylated. [provided by RefSeq]

Other Designations: Dnm1p/Vps1p-like protein, dynamin 1-like protein, dynamin family member proline-rich carboxyl-terminal domain less, dynamin-like protein 4, dynamin-like protein IV, dynamin-related protein 1

Gene Pathway

[Endocytosis Fc gamma R-mediated phagocytosis](#)

Related Disease

[Tobacco Use Disorder](#)

