



SZABO SCANDIC

Part of Europa Biosite

Produktinformation



Forschungsprodukte & Biochemikalien



Zellkultur & Verbrauchsmaterial



Diagnostik & molekulare Diagnostik



Laborgeräte & Service

Weitere Information auf den folgenden Seiten!
See the following pages for more information!



Lieferung & Zahlungsart

siehe unsere [Liefer- und Versandbedingungen](#)

Zuschläge

- Mindermengenzuschlag
- Trockeneiszuschlag
- Gefahrgutzuschlag
- Expressversand

SZABO-SCANDIC HandelsgmbH

Quellenstraße 110, A-1100 Wien

T. +43(0)1 489 3961-0

F. +43(0)1 489 3961-7

mail@szabo-scandic.com

www.szabo-scandic.com

[linkedin.com/company/szaboscandic](https://www.linkedin.com/company/szaboscandic) 



NR1H3 purified MaxPab rabbit polyclonal antibody (D01P) MaxPab®

Catalog # : H00010062-D01P

規格 : [100 ug]

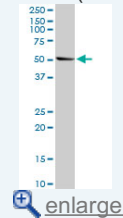
[List All](#)

Specification

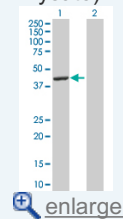
Product Description:	Rabbit polyclonal antibody raised against a full-length human NR1H3 protein.
Immunogen:	NR1H3 (AAH41172.1, 1 a.a. ~ 402 a.a) full-length human protein.
Sequence:	MPHSAGGTAGVGLEAAEPTALLTRAEPPEPTEIRPQKRKKGPAKMLG NELCSVCGDKASGFHYNVLSCEGCKGFFRRSVIKGAHYICHSGGHCPMD TYMRRKCQCECLRKCRQAGMREECVLSEEQIRLKKLKRQEEEAHATS LPPRASSPPQILPQLSPEQLGMIEKLVAAQQQCNRRSFSDRLRVTPWPM APDPHSREARQQRFAHFTELAIVSQEIVDFAKQLPGFLQLSREDQIAL KTS AIEVMLLETSTRYNPGSESITFLKDFSYNREDFAKAGLQVEFINPIFEF SRAMNELQLNDAEFALLIAISIFADRPNVQDQLQVERLQHTYVEALHAYV SIHHPHDRLMFPRLMKLVSLRTLSSVHSEQVFALRLQDKKLPPLLSEW DVHE
Host:	Rabbit
Reactivity:	Human
Quality Control Testing:	Antibody reactive against mammalian transfected lysate.
Storage Buffer:	In 1x PBS, pH 7.4
Storage Instruction:	Store at -20°C or lower. Aliquot to avoid repeated freezing and thawing.
MSDS:	 Download
Datasheet:	 Download

Application Image

Western Blot (Cell lysate)

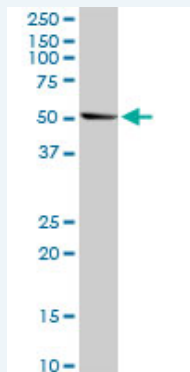


Western Blot (Transfected lysate)




Applications

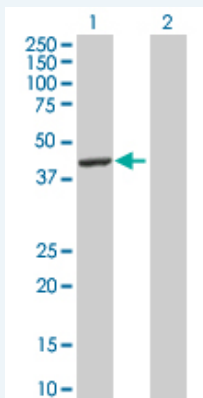
Western Blot (Cell lysate)



NR1H3 MaxPab rabbit polyclonal antibody. Western Blot analysis of NR1H3 expression in A-431.

 [Protocol Download](#)

Western Blot (Transfected lysate)



Western Blot analysis of NR1H3 expression in transfected 293T cell line ([H00010062-T02](#)) by NR1H3 MaxPab polyclonal antibody.

Lane 1: NR1H3 transfected lysate(45.70 KDa).
Lane 2: Non-transfected lysate.

 [Protocol Download](#)

Gene Information

Entrez GeneID: [10062](#)

GeneBank Accession#: [BC041172.1](#)

Protein Accession#: [AAH41172.1](#)

Gene Name: NR1H3

Gene Alias: LXR-a,LXRA,RLD-1

Gene Description: nuclear receptor subfamily 1, group H, member 3

Omim ID: [602423](#)

Gene Ontology: [Hyperlink](#)

Other Designations: liver X receptor alpha,liver X receptor, alpha,liver X receptor-alpha

Gene Pathway

[PPAR signaling pathway](#)

Related Disease

[Cardiovascular Diseases](#) [Coronary Artery Disease](#) [Diabetes Mellitus, Type 2](#) [Dyslipidemias](#) [Edema](#) [Gallstones](#) [Genetic Predisposition to Disease](#) [Hypercholesterolemia](#) [Hyperlipidemia, Familial Combined](#) [Kidney Failure, Chronic](#) [Lymphoma, Non-Hodgkin](#) [Metabolic Syndrome X](#) [Obesity](#)