



SZABO SCANDIC

Part of Europa Biosite

Produktinformation



Forschungsprodukte & Biochemikalien



Zellkultur & Verbrauchsmaterial



Diagnostik & molekulare Diagnostik



Laborgeräte & Service

Weitere Information auf den folgenden Seiten!
See the following pages for more information!



Lieferung & Zahlungsart

siehe unsere [Liefer- und Versandbedingungen](#)

Zuschläge

- Mindermengenzuschlag
- Trockeneiszuschlag
- Gefahrgutzuschlag
- Expressversand

SZABO-SCANDIC HandelsgmbH

Quellenstraße 110, A-1100 Wien

T. +43(0)1 489 3961-0

F. +43(0)1 489 3961-7

mail@szabo-scandic.com

www.szabo-scandic.com

[linkedin.com/company/szaboscandic](https://www.linkedin.com/company/szaboscandic) 

NR1H3 monoclonal antibody (M08), clone 3E9

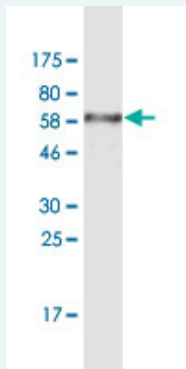
Catalog # : H00010062-M08

規格 : [100 ug]

List All

Specification

Product Description:	Mouse monoclonal antibody raised against a full-length recombinant NR1H3.
Immunogen:	NR1H3 (AAH08819, 1 a.a. ~ 387 a.a) full-length recombinant protein with GST tag. MW of the GST tag alone is 26 KDa.
Sequence:	MSLWLGA PVPDIPD S AVELWKPGAQDASSQAQGSSCILREEARMPH SAGGTAGVGLEAAEPTALLTRAEPPEPTEIRPQKRKKGAPKMLGNEL CSVCGDKASGFHYNLSCEGCKGFFRRSVIKGAHYICHSGGHCPMDTY MRRKCQECRLRKRQAGMREECVLSEEQIRLKKLKRQEEEAHATSLP PRASSPPQILPQLSPEQLGMIEKLVAQQQCNRSSFSDRLRVTVMLEET SRRYNPGSESITFLKDFSYNREDFAKAGLQVEFINPIFEFSRAMNELQLND AEFALLIAISIFSADRPNVQDQLQVERLQHTYVEALHAYVSIHHPHDLRMFP RMLMKLVSLRTLSSVHSEQVFALRLQDKKLPPLLSEIWDVHE
Host:	Mouse
Reactivity:	Human
Isotype:	IgG2a Kappa
Quality Control Testing:	Antibody Reactive Against Recombinant Protein.



Western Blot detection against Immunogen (68.31 KDa) .

Storage Buffer: In 1x PBS, pH 7.4

Storage Instruction: Store at -20°C or lower. Aliquot to avoid repeated freezing and thawing.

MSDS: [Download](#)

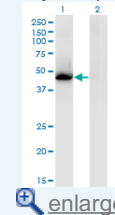
Datasheet: [Download](#)

Publication Reference

1. Knock-down of the oxysterol receptor LXR α impairs cholesterol efflux in human primary macrophages: lack of compensation by LXR β activation.
Ishibashi M, Filomenko R, Rebe C, Chevriaux A, Varin A, Derangere V, Bessede G, Gambert P, Lagrost L, Masson D. *Biochem Pharmacol.* 2013 Jan 9. pii: S0006-2952(13)00002-6. doi: 10.1016/j.bcp.2012.12.024.

Application Image

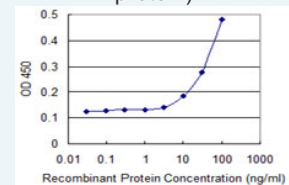
Western Blot (Transfected lysate)



[enlarge](#)

Western Blot (Recombinant protein)

Sandwich ELISA (Recombinant protein)

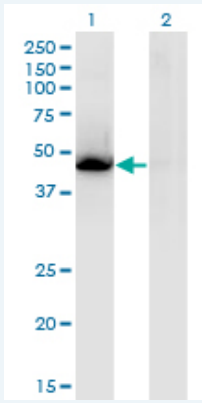


[enlarge](#)

ELISA

Applications

Western Blot (Transfected lysate)



Western Blot analysis of NR1H3 expression in transfected 293T cell line by NR1H3 monoclonal antibody (M08), clone 3E9.

Lane 1: NR1H3 transfected lysate(45.7 KDa).

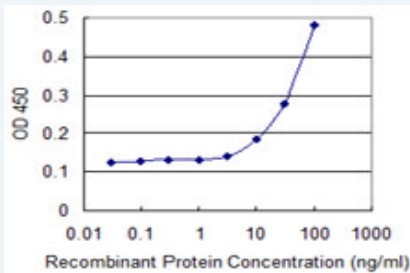
Lane 2: Non-transfected lysate.

 [Protocol Download](#)

Western Blot (Recombinant protein)

 [Protocol Download](#)

Sandwich ELISA (Recombinant protein)



Detection limit for recombinant GST tagged NR1H3 is 3 ng/ml as a capture antibody.

 [Protocol Download](#)

ELISA

Gene Information

Entrez GeneID: [10062](#)

GeneBank [BC008819](#)

Accession#:

Protein [AAH08819](#)

Accession#:

Gene Name: NR1H3

Gene Alias: LXR-a,LXRA,RLD-1

Gene Description: nuclear receptor subfamily 1, group H, member 3

Description:

Omim ID: [602423](#)

Gene Ontology: [Hyperlink](#)

Other Designations: liver X receptor alpha,liver X receptor, alpha,liver X receptor-alpha

Designations:

Gene Pathway

[PPAR signaling pathway](#)

Related Disease

[Cardiovascular Diseases](#) [Coronary Artery Disease](#) [Diabetes Mellitus, Type 2](#) [Dyslipidemias](#)
[Edema](#) [Gallstones](#) [Genetic Predisposition to Disease](#) [Hypercholesterolemia](#)
[Hyperlipidemia, Familial Combined](#) [Kidney Failure, Chronic](#) [Lymphoma, Non-Hodgkin](#)
[Metabolic Syndrome X](#) [Obesity](#)

[服務條款](#) | [隱私權政策](#) | [著作及商標](#) | [網站地圖](#)

©2016 亞諾法生技股份有限公司 Abnova Corporation. 版權所有.