



# SZABO SCANDIC

Part of Europa Biosite

## Produktinformation



Forschungsprodukte & Biochemikalien



Zellkultur & Verbrauchsmaterial



Diagnostik & molekulare Diagnostik



Laborgeräte & Service

Weitere Information auf den folgenden Seiten!  
See the following pages for more information!



### Lieferung & Zahlungsart

siehe unsere [Liefer- und Versandbedingungen](#)

### Zuschläge

- Mindermengenzuschlag
- Trockeneiszuschlag
- Gefahrgutzuschlag
- Expressversand

### SZABO-SCANDIC HandelsgmbH

Quellenstraße 110, A-1100 Wien

T. +43(0)1 489 3961-0

F. +43(0)1 489 3961-7

[mail@szabo-scandic.com](mailto:mail@szabo-scandic.com)

[www.szabo-scandic.com](http://www.szabo-scandic.com)

[linkedin.com/company/szaboscandic](https://www.linkedin.com/company/szaboscandic) 

## SCAMP2 MaxPab mouse polyclonal antibody (B01) MaxPab®

Catalog # : H00010066-B01

規格 : [ 50 uL ]

[List All](#)

### Specification

**Product Description:** Mouse polyclonal antibody raised against a full-length human SCAMP2 protein.

**Immunogen:** SCAMP2 (AAH01376, 1 a.a. ~ 329 a.a) full-length human protein.

**Sequence:**  
 MSAFDTNPFADPVDVNPFDPSVTQLTNAPQGGLAEFNPFSETNAATT  
 VPVTQLPGSSQPAVLQPSVEPTQPTPQAVSAAQAGLLRQQEELDRKA  
 AELERKERELQNTVANLHVRQNNWPPLPSWCPVKPCFYQDFSTEIPADY  
 QRICKMLYYLWMLHSVTLFLNLLACLAWFSGNSSKGVDFGLSILWFLIFT  
 PCAFLCWYRPIYKAFRSDNSFSFFVFFVFCQIGYIQLVGIPGLGDSG  
 WIAALSTLDNHSLAISVIMMVVAGFFTLCAVLSVFLQRVHSLYRRTGASF  
 QQAQEEFSQGFSSRTFHRAASSAAQGAFQGN

**Host:** Mouse

**Reactivity:** Human

**Quality Control Testing:** Antibody reactive against mammalian transfected lysate.

**Storage Buffer:** No additive

**Storage Instruction:** Store at -20°C or lower. Aliquot to avoid repeated freezing and thawing.

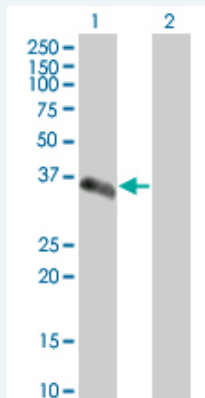
**Note:** For IHC and IF applications, antibody purification with Protein A will be needed prior to use.

**MSDS:**  [Download](#)

**Datasheet:**  [Download](#)

### Applications

#### Western Blot (Transfected lysate)



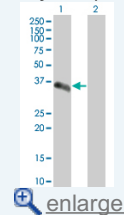
Western Blot analysis of SCAMP2 expression in transfected 293T cell line (H00010066-T01) by SCAMP2 MaxPab polyclonal antibody.


Lane 1: SCAMP2 transfected lysate(36.3 KDa).

Lane 2: Non-transfected lysate.

### Application Image

Western Blot (Transfected lysate)



 [enlarge](#)

## Gene Information

---

**Entrez GeneID:** [10066](#)

**GeneBank  
Accession#:** [BC001376](#)

**Protein  
Accession#:** [AAH01376](#)

**Gene Name:** SCAMP2

**Gene Alias:** -

**Gene  
Description:** secretory carrier membrane protein 2

**Omim ID:** [606912](#)

**Gene Ontology:** [Hyperlink](#)

**Gene Summary:** This gene product belongs to the SCAMP family of proteins which are secretory carrier membrane proteins. They function as carriers to the cell surface in post-golgi recycling pathways. Different family members are highly related products of distinct genes, and are usually expressed together. These findings suggest that the SCAMPs may function at the same site during vesicular transport rather than in separate pathways. [provided by RefSeq]

**Other  
Designations:** -

## Related Disease

---

[Genetic Predisposition to Disease Hyperparathyroidism, Secondary](#)