



SZABO SCANDIC

Part of Europa Biosite

Produktinformation



Forschungsprodukte & Biochemikalien



Zellkultur & Verbrauchsmaterial



Diagnostik & molekulare Diagnostik



Laborgeräte & Service

Weitere Information auf den folgenden Seiten!
See the following pages for more information!



Lieferung & Zahlungsart

siehe unsere [Liefer- und Versandbedingungen](#)

Zuschläge

- Mindermengenzuschlag
- Trockeneiszuschlag
- Gefahrgutzuschlag
- Expressversand

SZABO-SCANDIC HandelsgmbH

Quellenstraße 110, A-1100 Wien

T. +43(0)1 489 3961-0

F. +43(0)1 489 3961-7

mail@szabo-scandic.com

www.szabo-scandic.com

[linkedin.com/company/szaboscandic](https://www.linkedin.com/company/szaboscandic) 

DPP3 purified MaxPab mouse polyclonal antibody (B03P) MaxPab®

Catalog # : H00010072-B03P

規格 : [50 ug]

[List All](#)

Specification

Product Description: Mouse polyclonal antibody raised against a full-length human DPP3 protein.

Immunogen: DPP3 (NP_005691.2, 1 a.a. ~ 737 a.a) full-length human protein.

Sequence:
 MADTQYILPNDIGVSSLDCREAFRLLSPTERLYAYHLSRAAWYGGLAVLL
 QTSPEAPYIYALLSRLFRAQDPDQLRQHALLAEGLTEEEYQAFLVYAAGV
 YSNMGNYKSFGDTKFPNLPKEKLERVILGSEAAQQHPPEEVRGLWQTC
 GELMFSLEPRLRHLGLGKEGITYFSGNCTMEDAKLAQDFLDSQNL.SAY
 NTRLFKEVDGEGKPYEVRLASVLGSEPSLDSEVTSKLSYEFRGSPFQ
 VTRGDYAPILQKVVEQLEKAKAYAANSHQQQMLAQYIESFTQGSIEAHR
 GSRFWIQDKGPVIESYIGFIESYRDPFGSRGEFEGFVAVVNKAMSAKFER
 LVASAEQLLKELPWPPTFEKDKFLTPDFTSLDVLTFAGSGIPAGINIPNYD
 DLRQTEGFKNVSLGNLAVAYATQREKLTFLLEDDKDLYLWKGPSFDV
 QVGLHELLGHGSGKLFVQDEKGAFFNDQETVINPETGEQIQSWYRSGE
 TWDSKFSTIASSYEECRAESVGLYLCLHPQVLEIFGFEGADAEDVIYVNW
 LNMVRAGLLALEFYTPAFNWRQAHMQARFVILRVLLEAGEGLVTITPTT
 GSDGRPDARVRLDRSKIRSVGKPALERFLRRLQVLKSTGDVAGGRALY
 EGYATVTDAPPECFLLRDTVLLRKRKESRKLIMQPNTRELGSDVQLLEYEA
 SAAGLIRSFSEFPEDGPELEEILTQLATADARFWKGPSEAPSGQA

Host: Mouse

Reactivity: Human

Quality Control Testing: Antibody reactive against mammalian transfected lysate.


Storage Buffer: In 1xPBS, pH 7.4

Storage Instruction: Store at -20°C or lower. Aliquot to avoid repeated freezing and thawing.

Datasheet:  [Download](#)

Applications


Western Blot (Tissue lysate)



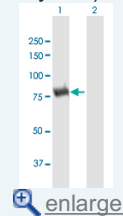
DPP3 MaxPab polyclonal antibody. Western Blot analysis of DPP3 expression in human spleen.

Application Image

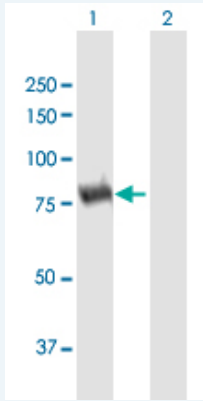
Western Blot (Tissue lysate)



Western Blot (Transfected lysate)



Western Blot (Transfected lysate)



Western Blot analysis of DPP3 expression in transfected 293T cell line ([H00010072-T01](#)) by DPP3 MaxPab polyclonal antibody.

Lane 1: DPP3 transfected lysate(81.07 KDa).

Lane 2: Non-transfected lysate.

 [Protocol Download](#)

Gene Information

Entrez GeneID: [10072](#)

GeneBank [NM_005700.3](#)

Accession#:

Protein [NP_005691.2](#)

Accession#:

Gene Name: DPP3

Gene Alias: DPPIII,FLJ11387,FLJ22331

Gene Description: dipeptidyl-peptidase 3

Omim ID: [606818](#)

Gene Ontology: [Hyperlink](#)

Gene Summary: This gene encodes a protein that is a member of the M49 family of metallopeptidases. This cytoplasmic protein binds a single zinc ion with its zinc-binding motif (HELLGH) and has post-proline dipeptidyl aminopeptidase activity, cleaving Xaa-Pro dipeptides from the N-termini of proteins. Increased activity of this protein is associated with endometrial and ovarian cancers. Alternate transcriptional splice variants have been characterized. [provided by RefSeq]

Other Designations: dipeptidyl aminopeptidase III,dipeptidyl arylamidase III,dipeptidyl peptidase III,dipeptidylpeptidase 3,dipeptidylpeptidase III