



SZABO SCANDIC

Part of Europa Biosite

Produktinformation



Forschungsprodukte & Biochemikalien



Zellkultur & Verbrauchsmaterial



Diagnostik & molekulare Diagnostik



Laborgeräte & Service

Weitere Information auf den folgenden Seiten!
See the following pages for more information!



Lieferung & Zahlungsart

siehe unsere [Liefer- und Versandbedingungen](#)

Zuschläge

- Mindermengenzuschlag
- Trockeneiszuschlag
- Gefahrgutzuschlag
- Expressversand

SZABO-SCANDIC HandelsgmbH

Quellenstraße 110, A-1100 Wien

T. +43(0)1 489 3961-0

F. +43(0)1 489 3961-7

mail@szabo-scandic.com

www.szabo-scandic.com

[linkedin.com/company/szaboscandic](https://www.linkedin.com/company/szaboscandic) 

ATP9A monoclonal antibody (M02), clone 3G2

Catalog # : H00010079-M02


規格 : [100 ug]

[List All](#)

Specification

Product Description:	Mouse monoclonal antibody raised against a partial recombinant ATP9A.
Immunogen:	ATP9A (NP_006036, 358 a.a. ~ 456 a.a) partial recombinant protein with GST tag. MW of the GST tag alone is 26 KDa.
Sequence:	YSWVIRRDSKIPGTVRSSTIPEQLGRISYLLTDKTGTLTQNMIFKRLHL GTVAYGLDSMDEVQSHFSIYTQQSQDPPAQKGPPTLTKVRRMTSSRV
Host:	Mouse
Reactivity:	Human
Isotype:	IgG2a Kappa

Quality Control Testing: Antibody Reactive Against Recombinant Protein.



Western Blot detection against Immunogen (36.63 KDa) .

Storage Buffer: In 1x PBS, pH 7.4

Storage Instruction: Store at -20°C or lower. Aliquot to avoid repeated freezing and thawing.

MSDS: [Download](#)

Datasheet: [Download](#)

Publication Reference

1. [Proton myo-inositol cotransporter is a novel \$\gamma\$ -secretase associated protein that regulates A \$\beta\$ production without affecting Notch cleavage.](#)
Yasuhiro Teranishi, Mitsuhiro Inoue, Natsuko Goto Yamamoto, Takahiro Kihara, Birgitta Wiehager, Taizo Ishikawa, Bengt Winblad, Sophia Schedin-Weiss, Susanne Frykman and Lars O. Tjernberg. FEBS J. 2015 Jun 20. [Epub ahead of print]

Applications

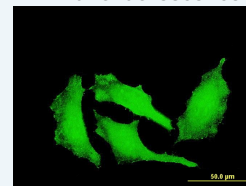
Western Blot (Recombinant protein)

[Protocol Download](#)

Application Image

Western Blot (Recombinant protein)

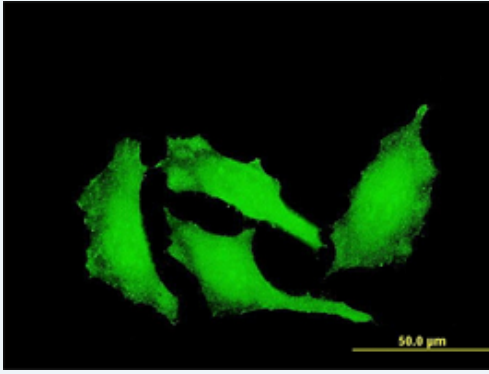
Immunofluorescence



[enlarge](#)

ELISA

Immunofluorescence



[enlarge this image](#)

Immunofluorescence of monoclonal antibody to ATP9A on HeLa cell . [antibody concentration 10 ug/ml]

[Protocol Download](#)

ELISA

Gene Information

Entrez GeneID: [10079](#)

**GeneBank
Accession#:** [NM_006045](#)

**Protein
Accession#:** [NP_006036](#)

Gene Name: ATP9A

Gene Alias: ATP1IA,KIAA0611

**Gene
Description:** ATPase, class II, type 9A

Omim ID: [609126](#)

Gene Ontology: [Hyperlink](#)

**Other
Designations:** ATPase type IV, phospholipid-transporting (P-type), (putative),OTTHUMP00000043369,phospholipid-transporting ATPase IIA

Related Disease

[Genetic Predisposition to Disease Tobacco Use Disorder](#)

[服務條款](#) | [隱私權政策](#) | [著作及商標](#) | [網站地圖](#)

©2016 亞諾法生技股份有限公司 Abnova Corporation. 版權所有.