



# SZABO SCANDIC

Part of Europa Biosite

## Produktinformation



Forschungsprodukte & Biochemikalien



Zellkultur & Verbrauchsmaterial



Diagnostik & molekulare Diagnostik



Laborgeräte & Service

Weitere Information auf den folgenden Seiten!  
See the following pages for more information!



### Lieferung & Zahlungsart

siehe unsere [Liefer- und Versandbedingungen](#)

### Zuschläge

- Mindermengenzuschlag
- Trockeneiszuschlag
- Gefahrgutzuschlag
- Expressversand

### SZABO-SCANDIC HandelsgmbH

Quellenstraße 110, A-1100 Wien

T. +43(0)1 489 3961-0

F. +43(0)1 489 3961-7

[mail@szabo-scandic.com](mailto:mail@szabo-scandic.com)

[www.szabo-scandic.com](http://www.szabo-scandic.com)

[linkedin.com/company/szaboscandic](https://www.linkedin.com/company/szaboscandic) 

## PDCD7 monoclonal antibody (M01), clone 3H5

Catalog # : H00010081-M01

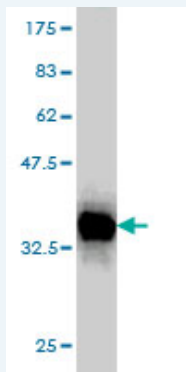
規格 : [ 100 ug ]

[List All](#)

### Specification

<b>Product Description:</b>	Mouse monoclonal antibody raised against a partial recombinant PDCD7.
<b>Immunogen:</b>	PDCD7 (AAH16992, 47 a.a. ~ 146 a.a) partial recombinant protein with GST tag. MW of the GST tag alone is 26 KDa.
<b>Sequence:</b>	KRELEKKQRKEKEKILLQKREIESKLF GDPDEFPLAHLLEPFRQYYLQAE HSLPALIQIRHDWDQYLVPSDHPKGNFVPQGWVLPPLPSNDIWATAVKLH
<b>Host:</b>	Mouse
<b>Reactivity:</b>	Human
<b>Isotype:</b>	IgG2a Kappa

**Quality Control Testing:** Antibody Reactive Against Recombinant Protein.



Western Blot detection against Immunogen (36.63 KDa) .

**Storage Buffer:** In 1x PBS, pH 7.4

**Storage Instruction:** Store at -20°C or lower. Aliquot to avoid repeated freezing and thawing.

**MSDS:** [Download](#)


**Datasheet:** [Download](#)

### Applications

**Western Blot (Cell lysate)**

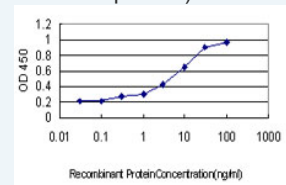
### Application Image

Western Blot (Cell lysate)

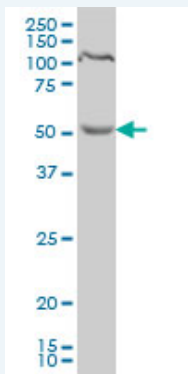


Western Blot (Recombinant protein)

Sandwich ELISA (Recombinant protein)



ELISA



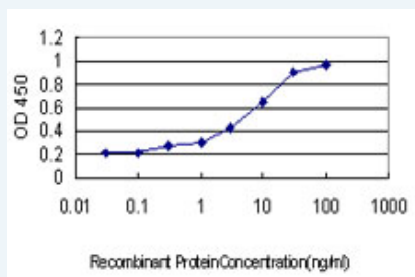
PDCD7 monoclonal antibody (M01), clone 3H5 Western Blot analysis of PDCD7 expression in HeLa ( Cat # L013V1 ).

[Protocol Download](#)

#### Western Blot (Recombinant protein)

[Protocol Download](#)

#### Sandwich ELISA (Recombinant protein)



Detection limit for recombinant GST tagged PDCD7 is approximately 0.03ng/ml as a capture antibody.

[Protocol Download](#)

#### ELISA

#### Gene Information

Entrez GeneID: [10081](#)

GeneBank [BC016992](#)

Accession#:

Protein [AAH16992](#)

Accession#:

Gene Name: PDCD7

Gene Alias: ES18,HES18,MGC22015

Gene Description: programmed cell death 7

Omim ID: [608138](#)

Gene Ontology: [Hyperlink](#)

**Gene Summary:** This gene encodes a protein with sequence similarity to a mouse protein originally identified in embryonic stem cells. In mouse T-cell lines, this protein appears to be related to glucocorticoid- and staurosporine-induced apoptotic pathways, and to be linked to ceramide-mediated signalling. These observations suggest that this gene product is involved in specific apoptotic processes in T-cells. [provided by RefSeq]

Other Designations: U11/U12 snRNP 59K,apoptosis-related protein ES18

Designations:

---

[服務條款](#) | [隱私權政策](#) | [著作及商標](#) | [網站地圖](#)

©2016 亞諾法生技股份有限公司 Abnova Corporation. 版權所有.