



SZABO SCANDIC

Part of Europa Biosite

Produktinformation



Forschungsprodukte & Biochemikalien



Zellkultur & Verbrauchsmaterial



Diagnostik & molekulare Diagnostik



Laborgeräte & Service

Weitere Information auf den folgenden Seiten!
See the following pages for more information!



Lieferung & Zahlungsart

siehe unsere [Liefer- und Versandbedingungen](#)

Zuschläge

- Mindermengenzuschlag
- Trockeneiszuschlag
- Gefahrgutzuschlag
- Expressversand

SZABO-SCANDIC HandelsgmbH

Quellenstraße 110, A-1100 Wien

T. +43(0)1 489 3961-0

F. +43(0)1 489 3961-7

mail@szabo-scandic.com

www.szabo-scandic.com

[linkedin.com/company/szaboscandic](https://www.linkedin.com/company/szaboscandic)

PQBP1 monoclonal antibody (M01), clone 1A11

Catalog # : H00010084-M01

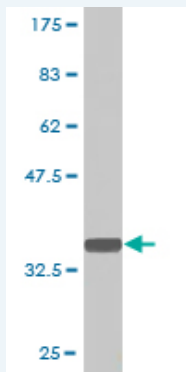
規格 : [100 ug]

[List All](#)

Specification

Product Description:	Mouse monoclonal antibody raised against a partial recombinant PQBP1.
Immunogen:	PQBP1 (NP_005701, 184 a.a. ~ 265 a.a) partial recombinant protein with GST tag. MW of the GST tag alone is 26 KDa.
Sequence:	LAPYPKSKKAVSRKDEELDPMDPSSYSYDAPRGTWSTGLPKRNEAKTGA DTTAAGPLFQQRYPSPGAVLRANA EASRTKQQD
Host:	Mouse
Reactivity:	Human
Isotype:	IgG2a Kappa

Quality Control Testing: Antibody Reactive Against Recombinant Protein.



Western Blot detection against Immunogen (34.76 KDa) .

Storage Buffer: In 1x PBS, pH 7.4

Storage Instruction: Store at -20°C or lower. Aliquot to avoid repeated freezing and thawing.

MSDS: [Download](#)

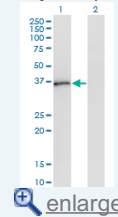
Datasheet: [Download](#)

Applications

Western Blot (Transfected lysate)

Application Image

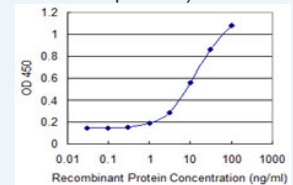
Western Blot (Transfected lysate)



[enlarge](#)

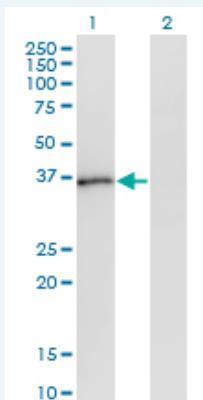
Western Blot (Recombinant protein)

Sandwich ELISA (Recombinant protein)



[enlarge](#)

ELISA



Western Blot analysis of PQBP1 expression in transfected 293T cell line by PQBP1 monoclonal antibody (M01), clone 1A11.

Lane 1: PQBP1 transfected lysate(30.5 KDa).

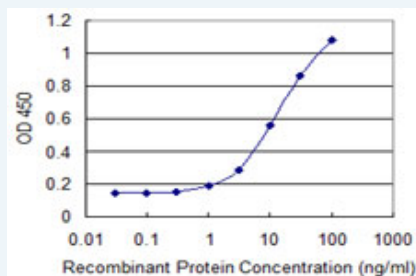
Lane 2: Non-transfected lysate.

[Protocol Download](#)

Western Blot (Recombinant protein)

[Protocol Download](#)

Sandwich ELISA (Recombinant protein)



Detection limit for recombinant GST tagged PQBP1 is 0.3 ng/ml as a capture antibody.

[Protocol Download](#)

ELISA

Gene Information

Entrez GeneID: [10084](#)

GeneBank [NM_005710](#)

Accession#:

Protein [NP_005701](#)

Accession#:

Gene Name: PQBP1

Gene Alias: MRX55,MRXS3,MRXS8,NPW38,RENS1,SHS

Gene Description: polyglutamine binding protein 1

Description:

Omim ID: [300463](#), [309500](#)

Gene Ontology: [Hyperlink](#)

Gene Summary: PQBP1 is a nuclear polyglutamine-binding protein that contains a WW domain (Waragai et al., 1999 [PubMed 10332029]).[supplied by OMIM

Other Designations: OTTHUMP00000025808,nuclear protein containing WW domain 38 kD

Designations:

[服務條款](#) | [隱私權政策](#) | [著作及商標](#) | [網站地圖](#)

©2016 亞諾法生技股份有限公司 Abnova Corporation. 版權所有.