



SZABO SCANDIC

Part of Europa Biosite

Produktinformation



Forschungsprodukte & Biochemikalien



Zellkultur & Verbrauchsmaterial



Diagnostik & molekulare Diagnostik



Laborgeräte & Service

Weitere Information auf den folgenden Seiten!
See the following pages for more information!



Lieferung & Zahlungsart

siehe unsere [Liefer- und Versandbedingungen](#)

Zuschläge

- Mindermengenzuschlag
- Trockeneiszuschlag
- Gefahrgutzuschlag
- Expressversand

SZABO-SCANDIC HandelsgmbH

Quellenstraße 110, A-1100 Wien

T. +43(0)1 489 3961-0

F. +43(0)1 489 3961-7

mail@szabo-scandic.com

www.szabo-scandic.com

[linkedin.com/company/szaboscandic](https://www.linkedin.com/company/szaboscandic) 

COL4A3BP polyclonal antibody (A01)

Catalog # : H00010087-A01

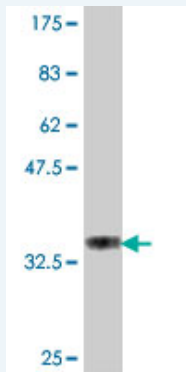
規格 : [50 uL]

[List All](#)

Specification

Product Description:	Mouse polyclonal antibody raised against a partial recombinant COL4A3BP.
Immunogen:	COL4A3BP (NP_112729, 499 a.a. ~ 598 a.a) partial recombinant protein with GST tag.
Sequence:	TWIVCNFSVDHDSAPLNNRCVRAKINVAMICQTLVSPPEGNQEISRDNILC KITVYVANVNPGGWAPASVLRVAKREYPKFLKRFTSYVQEKTAGKPILF
Host:	Mouse
Reactivity:	Human

Quality Control Testing: Antibody Reactive Against Recombinant Protein.



Western Blot detection against Immunogen (37.11 kDa) .

Storage Buffer: 50 % glycerol

Storage Instruction: Store at -20°C or lower. Aliquot to avoid repeated freezing and thawing.

MSDS: [Download](#)


Datasheet: [Download](#)

Applications

Western Blot (Cell lysate)

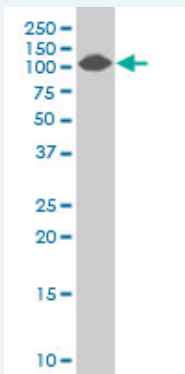
Application Image

Western Blot (Cell lysate)



Western Blot (Recombinant protein)

ELISA



COL4A3BP polyclonal antibody (A01), Lot # 060113JC01 Western Blot analysis of COL4A3BP expression in Jurkat (Cat # L017V1).

 [Protocol Download](#)

Western Blot (Recombinant protein)

 [Protocol Download](#)

ELISA

Gene Information

Entrez GeneID: [10087](#)

GeneBank [NM_031361](#)

Accession#:

Protein [NP_112729](#)

Accession#:

Gene Name: COL4A3BP

Gene Alias: CERT,CERTL,FLJ20597,GPBP,STARD11

Gene Description: collagen, type IV, alpha 3 (Goodpasture antigen) binding protein

Omim ID: [604677](#)

Gene Ontology: [Hyperlink](#)

Gene Summary: This gene encodes a kinase that specifically phosphorylates the N-terminal region of the non-collagenous domain of the alpha 3 chain of type IV collagen, known as the Goodpasture antigen. Goodpasture disease is the result of an autoimmune response directed at this antigen. One isoform of this protein is also involved in ceramide intracellular transport. Three transcript variants encoding different isoforms have been found for this gene. [provided by RefSeq]

Other Designations: Goodpasture antigen-binding protein,OTTHUMP00000128248,OTTHUMP00000128249,START domain containing 11,StAR-related lipid transfer (START) domain containing 11,alpha 3 type IV collagen binding protein,ceramide transporter,lipid-transfer protein CERTL