



SZABO SCANDIC

Part of Europa Biosite

Produktinformation



Forschungsprodukte & Biochemikalien



Zellkultur & Verbrauchsmaterial



Diagnostik & molekulare Diagnostik



Laborgeräte & Service

Weitere Information auf den folgenden Seiten!
See the following pages for more information!



Lieferung & Zahlungsart

siehe unsere [Liefer- und Versandbedingungen](#)

Zuschläge

- Mindermengenzuschlag
- Trockeneiszuschlag
- Gefahrgutzuschlag
- Expressversand

SZABO-SCANDIC HandelsgmbH

Quellenstraße 110, A-1100 Wien

T. +43(0)1 489 3961-0

F. +43(0)1 489 3961-7

mail@szabo-scandic.com

www.szabo-scandic.com

[linkedin.com/company/szaboscandic](https://www.linkedin.com/company/szaboscandic) 



COL4A3BP purified MaxPab mouse polyclonal antibody (B01P) MaxPab®

Catalog # : H00010087-B01P

規格 : [50 ug]

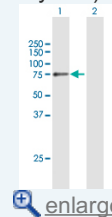
[List All](#)


Specification

| | |
|---------------------------------|--|
| Product Description: | Mouse polyclonal antibody raised against a full-length human COL4A3BP protein. |
| Immunogen: | COL4A3BP (NP_112729.1, 1 a.a. ~ 598 a.a) full-length human protein. |
| Sequence: | MSDNQSWNSSGSEEDPETESGPPVERCGVLSKWTNYIHGWQDRWVVL KNNALSYKSEDETEYGCRGSICLSKAVITPHDFDECRFDISVNDSSWYL RAQDPDHRQQWIDAIEQHKTESGYGSESSLRRHGSMVSLVSGASGYSA TSTSSFKKGHSLREKLAEMETFRDILCRQVDTLQKYFDACADAVSKDEL QRDKVVEDDEDPTTRSDGDFLHSTNGNKEKLFPHVTPKGINGIDFKG EATFKATTAGILATLSHCIELMVKREDSWQKRLDKETEKRRTEEAYKNA MTELKKKSHFGGPDYEEGPNLINEEEFFDAVEAALDRQDKIEEQSQSEK VRLHWPTSLPSGDAFSSVGTHRFVQKVEEMVQNHMTYSLQDVGGDAN WQLVVEEGEMKVYRREVEENGMLDPLKATHAVKGVGTGHEVCNYFWNV DVRNDWETTIEFHVETLADNIIYQTHKRVWPASQRDVLVYLVIRKIPA LTENDPETWIVCNFSVDHDSAPLNNRCVRAKINVAMICQTLVSPPEGNQEI SRDNILCKITYVANVNPGGWAPASVLRVAKREYPKFLKRFVTSYVQEKTA GKPILF |
| Host: | Mouse |
| Reactivity: | Human |
| Quality Control Testing: | Antibody reactive against mammalian transfected lysate. |
| Storage Buffer: | In 1x PBS, pH 7.4 |
| Storage Instruction: | Store at -20°C or lower. Aliquot to avoid repeated freezing and thawing. |
| MSDS: |  Download |
| Datasheet: |  Download |

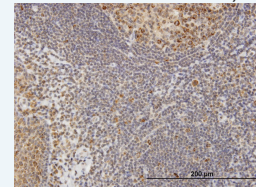
Application Image


Western Blot (Transfected lysate)



 [enlarge](#)

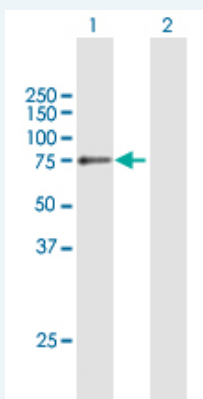
Immunohistochemistry (Formalin/PFA-fixed paraffin-embedded sections)



 [enlarge](#)

Applications

Western Blot (Transfected lysate)

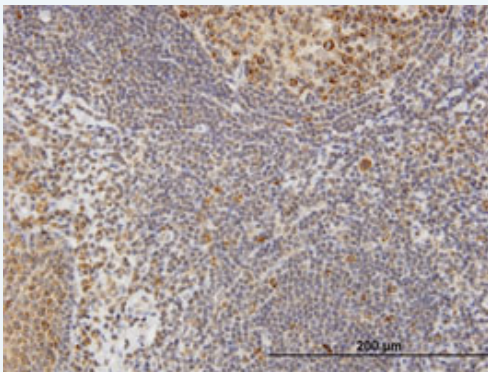



Western Blot analysis of COL4A3BP expression in transfected 293T cell line ([H00010087-T01](#)) by COL4A3BP MaxPab polyclonal antibody.

Lane 1: COL4A3BP transfected lysate(65.78 KDa).
Lane 2: Non-transfected lysate.

 [Protocol Download](#)

Immunohistochemistry (Formalin/PFA-fixed paraffin-embedded sections)



 [enlarge this image](#)

Immunoperoxidase of purified MaxPab antibody to COL4A3BP on formalin-fixed paraffin-embedded human tonsil. [antibody concentration 3 ug/ml]

 [Protocol Download](#)

Gene Information

Entrez GeneID: [10087](#)

GeneBank [NM_031361.1](#)

Accession#:

Protein [NP_112729.1](#)

Accession#:

Gene Name: COL4A3BP

Gene Alias: CERT,CERTL,FLJ20597,GPBP,STARD11

Gene Description: collagen, type IV, alpha 3 (Goodpasture antigen) binding protein

Omim ID: [604677](#)

Gene Ontology: [Hyperlink](#)

Gene Summary: This gene encodes a kinase that specifically phosphorylates the N-terminal region of the non-collagenous domain of the alpha 3 chain of type IV collagen, known as the Goodpasture antigen. Goodpasture disease is the result of an autoimmune response directed at this antigen. One isoform of this protein is also involved in ceramide intracellular transport. Three transcript variants encoding different isoforms have been found for this gene. [provided by RefSeq]

Other Designations: Goodpasture antigen-binding protein,OTTHUMP00000128248,OTTHUMP00000128249,START domain containing 11,StAR-related lipid transfer (START) domain containing 11,alpha 3 type IV collagen binding protein,ceramide transporter,lipid-transfer protein CERTL