



SZABO SCANDIC

Part of Europa Biosite

Produktinformation



Forschungsprodukte & Biochemikalien



Zellkultur & Verbrauchsmaterial



Diagnostik & molekulare Diagnostik



Laborgeräte & Service

Weitere Information auf den folgenden Seiten!
See the following pages for more information!



Lieferung & Zahlungsart

siehe unsere [Liefer- und Versandbedingungen](#)

Zuschläge

- Mindermengenzuschlag
- Trockeneiszuschlag
- Gefahrgutzuschlag
- Expressversand

SZABO-SCANDIC HandelsgmbH

Quellenstraße 110, A-1100 Wien

T. +43(0)1 489 3961-0

F. +43(0)1 489 3961-7

mail@szabo-scandic.com

www.szabo-scandic.com

[linkedin.com/company/szaboscandic](https://www.linkedin.com/company/szaboscandic) 

ACTR3 monoclonal antibody (M02), clone 2B6

Catalog # : H00010096-M02

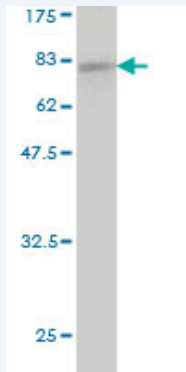
規格 : [100 ug]

[List All](#)

Specification

Product Description:	Mouse monoclonal antibody raised against a full length recombinant ACTR3.
Immunogen:	ACTR3 (AAH44590, 1 a.a. ~ 418 a.a) full-length recombinant protein with GST tag. MW of the GST tag alone is 26 KDa.
Sequence:	MAGRLPACVWDCGTGYTKLGYAGNTEPQFIIPSCIAIKESAKVGDQAQRR VMKGVDDLDFFIGDEAIEKPTYATKWPIRHGIAEDWDLMERFMEQVIFKY LRAEPEDHYFLLTEPPLNTPENREYTAEIFESFNVPGLYIAVQAVLALAA SWTSRQVGERTLTGTVIDSGDGVTHVIPVAEGYVIGSCIKHIPIAGRDITYF IQQLLRDREVGPPEQSLETAKAVKERYSYVCPDLVKEFNKYDTDGSKWI KQYTGINAISKKEFSIDVGYERFLGPEIFFHPEFANPDFTQPISEWDEVIQ NCPIDVRRPLYKNMVLSSGGSTMFRRDFGRRLQRDLKRTVDARLKLSEELS GGRLKPKPIDVQVITHHMQRVAVWFGGSMMLASTPEFYQVCHTKKDYEEI GPSICRHNPVFGVMS
Host:	Mouse
Reactivity:	Human
Isotype:	IgG1 Kappa

Quality Control Testing: Antibody Reactive Against Recombinant Protein.



Western Blot detection against Immunogen (71.72 KDa) .

Storage Buffer: In 1x PBS, pH 7.4

Storage Instruction: Store at -20°C or lower. Aliquot to avoid repeated freezing and thawing.

MSDS: [Download](#)


Datasheet: [Download](#)

Publication Reference

- [Laser Microdissection and Two-Dimensional Difference Gel Electrophoresis Reveal the Role of a Novel Macrophage-Capping Protein in Lymph Node Metastasis in Gastric Cancer.](#)
Ichikawa H, Kanda T, Kosugi SI, Kawachi Y, Sasaki H, Wakai T, Kondo TJ Proteome Res. 2013 Jul 9.

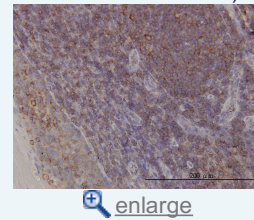
Application Image

Western Blot (Cell lysate)

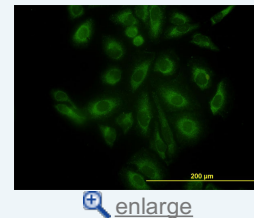


Western Blot (Recombinant protein)

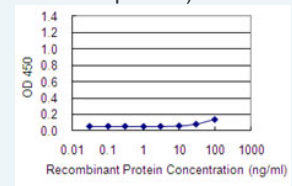
Immunohistochemistry (Formalin/PFA-fixed paraffin-embedded sections)



Immunofluorescence



Sandwich ELISA (Recombinant protein)



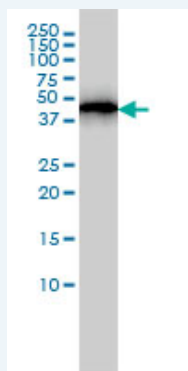
[enlarge](#)

ELISA


2. Annexin A2-Dependent Polymerization of Actin Mediates Endosome Biogenesis.
Morel E, Parton RG, Gruenberg J. *Dev Cell.* 2009 Mar;16(3):445-57.

Applications

Western Blot (Cell lysate)



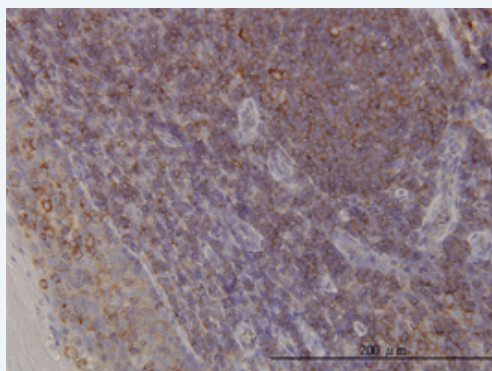
ACTR3 monoclonal antibody (M02), clone 2B6 Western Blot analysis of ACTR3 expression in A-431 (Cat # L015V1).

 [Protocol Download](#)

Western Blot (Recombinant protein)

 [Protocol Download](#)

Immunohistochemistry (Formalin/PFA-fixed paraffin-embedded sections)

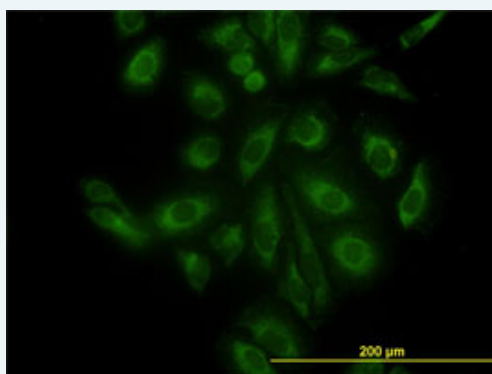



 [enlarge this image](#)

Immunoperoxidase of monoclonal antibody to ACTR3 on formalin-fixed paraffin-embedded human tonsil. [antibody concentration 6 ug/ml]

 [Protocol Download](#)

Immunofluorescence

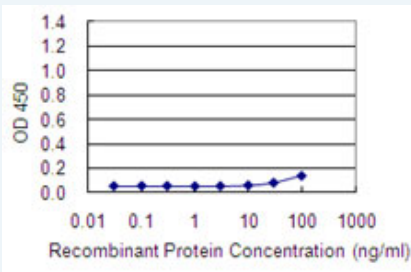


 [enlarge this image](#)


Immunofluorescence of monoclonal antibody to ACTR3 on HeLa cell. [antibody concentration 10 ug/ml]

 [Protocol Download](#)

Sandwich ELISA (Recombinant protein)



Detection limit for recombinant GST tagged ACTR3 is 10 ng/ml as a capture antibody.

 [Protocol Download](#)

ELISA

Gene Information

Entrez GeneID: [10096](#)

GeneBank [BC044590](#)

Accession#:

Protein [AAH44590](#)

Accession#:

Gene Name: ACTR3

Gene Alias: ARP3

Gene Description: ARP3 actin-related protein 3 homolog (yeast)

Description:

Omim ID: [604222](#)

Gene Ontology: [Hyperlink](#)

Gene Summary: The specific function of this gene has not yet been determined; however, the protein it encodes is known to be a major constituent of the ARP2/3 complex. This complex is located at the cell surface and is essential to cell shape and motility through lamellipodial actin assembly and protrusion. [provided by RefSeq]

Other Designations: ARP3 actin-related protein 3 homolog

Designations:

[服務條款](#) | [隱私權政策](#) | [著作及商標](#) | [網站地圖](#)

©2016 亞諾法生技股份有限公司 Abnova Corporation. 版權所有.