



SZABO SCANDIC

Part of Europa Biosite

Produktinformation



Forschungsprodukte & Biochemikalien



Zellkultur & Verbrauchsmaterial



Diagnostik & molekulare Diagnostik



Laborgeräte & Service

Weitere Information auf den folgenden Seiten!
See the following pages for more information!



Lieferung & Zahlungsart

siehe unsere [Liefer- und Versandbedingungen](#)

Zuschläge

- Mindermengenzuschlag
- Trockeneiszuschlag
- Gefahrgutzuschlag
- Expressversand

SZABO-SCANDIC HandelsgmbH

Quellenstraße 110, A-1100 Wien

T. +43(0)1 489 3961-0

F. +43(0)1 489 3961-7

mail@szabo-scandic.com

www.szabo-scandic.com

[linkedin.com/company/szaboscandic](https://www.linkedin.com/company/szaboscandic) 

TSMF purified MaxPab mouse polyclonal antibody (B01P) MaxPab®

Catalog # : H00010102-B01P

規格 : [50 ug]

List All

Specification

Product Description: Mouse polyclonal antibody raised against a full-length human TSMF protein.

Immunogen: TSMF (NP_005717.2, 1 a.a. ~ 346 a.a) full-length human protein.

Sequence:
 MSLLRSLRVFLVARTGSPAGSLLRQSPQPRHTFYAGPRLSASASSKEL
 LMKLRRKTGYSFVNCKKALETGGDLKQAEIWLHKEAQKEGWSKAAKL
 QGRKTKEGLIGLLQEGNTTVLVEVNCETDFVSRNLKFQLLVQQVALGTM
 MHCQTLKDQPSAYSQVWLTPVNLALWEAEAGGSLEGFLNSELGLP
 AGPDREGSLKDQLALAIGKLGEMILKRAAWVKVPSGFYVGSYVHGAMQ
 SPSLHKLVLGKYGALVICETSEQKTNLEDVGRRLGQHVMGMAPLSVGS
 DDEPGGEAETKMLSQPYLLDPSITLGQYVQPQGVSWDFVRFECGEGE
 EAAETE

Host: Mouse

Reactivity: Human

Quality Control Testing: Antibody reactive against mammalian transfected lysate.

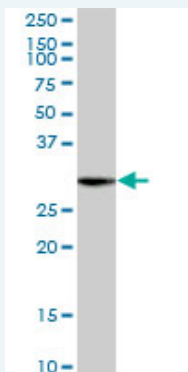
Storage Buffer: In 1x PBS, pH 7.4

Storage Instruction: Store at -20°C or lower. Aliquot to avoid repeated freezing and thawing.

Datasheet:  [Download](#)

Applications

Western Blot (Tissue lysate)



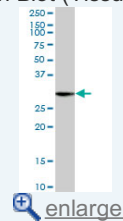
TSMF MaxPab polyclonal antibody. Western Blot analysis of TSMF expression in human liver.

 [Protocol Download](#)

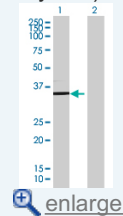
Western Blot (Transfected lysate)

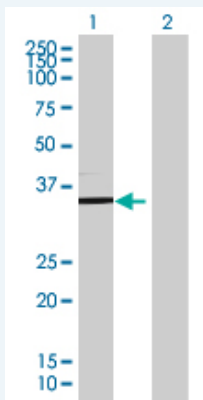
Application Image

Western Blot (Tissue lysate)



Western Blot (Transfected lysate)






Western Blot analysis of TFSM expression in transfected 293T cell line ([H00010102-T01](#)) by TFSM MaxPab polyclonal antibody.

Lane 1: TFSM transfected lysate(38.06 KDa).

Lane 2: Non-transfected lysate.

 [Protocol Download](#)

Gene Information

Entrez GeneID: [10102](#)

GeneBank [NM_005726.2](#)

Accession#:

Protein [NP_005717.2](#)

Accession#:

Gene Name: TFSM

Gene Alias: COXPD3,EF-TS,EF-Tsmt

Gene Ts translation elongation factor, mitochondrial

Description:

Omim ID: [604723](#), [610505](#)

Gene Ontology: [Hyperlink](#)

Gene Summary: Synthesis of the 13 mitochondrial-encoded proteins occurs on a dedicated mitochondrial translation apparatus similar to that found in prokaryotes and requires, in addition to the tRNAs and rRNAs encoded in mtDNA, the concerted action of several translation factors and a large number of mitochondrial ribosomal proteins, all of which are encoded by nuclear genes. The TFSM gene encodes a mitochondrial translation elongation factor (Smeitink et al., 2006 [PubMed 17033963]).[supplied by OMIM]

Other -

Designations:

[服務條款](#) | [隱私權政策](#) | [著作及商標](#) | [網站地圖](#)

©2016 亞諾法生技股份有限公司 Abnova Corporation. 版權所有.