



SZABO SCANDIC

Part of Europa Biosite

Produktinformation



Forschungsprodukte & Biochemikalien



Zellkultur & Verbrauchsmaterial



Diagnostik & molekulare Diagnostik



Laborgeräte & Service

Weitere Information auf den folgenden Seiten!
See the following pages for more information!



Lieferung & Zahlungsart

siehe unsere [Liefer- und Versandbedingungen](#)

Zuschläge

- Mindermengenzuschlag
- Trockeneiszuschlag
- Gefahrgutzuschlag
- Expressversand

SZABO-SCANDIC HandelsgmbH

Quellenstraße 110, A-1100 Wien

T. +43(0)1 489 3961-0

F. +43(0)1 489 3961-7

mail@szabo-scandic.com

www.szabo-scandic.com

[linkedin.com/company/szaboscandic](https://www.linkedin.com/company/szaboscandic) 

CTDSP2 purified MaxPab rabbit polyclonal antibody (D01P) MaxPab®

Catalog # : H00010106-D01P

規格 : [100 ug]

[List All](#)

Specification

Product Description: Rabbit polyclonal antibody raised against a full-length human CTDSP2 protein.

Immunogen: CTDSP2 (NP_005721.3, 1 a.a. ~ 271 a.a) full-length human protein.

Sequence:
 MEHGSITQARREDALVLTQGLVSKSSPKKPRGRNIFKALFCCFRAQHVGQSSSSTELAAAYKEEANTIAKSDLLQCLQYQFYQIPGTCLLPEVTEEDQGRICVIDLDELTVHSSFKPINNADFVPIEIEGTTHQVYVLKRPYVDEFLLRMGELFECVLFTASLAKYADPVTDLLDRCGVFRARLFRSCV FHQGCYVKDL SRLGRDLRKTLLD NSPASYIFHPENAVPVQSWFDDMADTELLNLIPIFEELSGAEDVYTSLGQLRAP

Host: Rabbit

Reactivity: Human

Quality Control Testing: Antibody reactive against mammalian transfected lysate.

Storage Buffer: In 1x PBS, pH 7.4

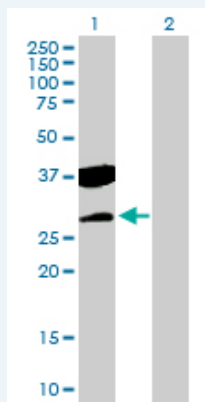
Storage Instruction: Store at -20°C or lower. Aliquot to avoid repeated freezing and thawing.

MSDS: [Download](#)

Datasheet: [Download](#)

Applications

Western Blot (Transfected lysate)



Western Blot analysis of CTDSP2 expression in transfected 293T cell line (H00010106-T02) by CTDSP2 MaxPab polyclonal antibody.

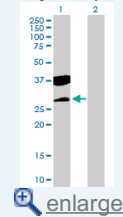
Lane 1: CTDSP2 transfected lysate(30.70 KDa).
 Lane 2: Non-transfected lysate.

[Protocol Download](#)

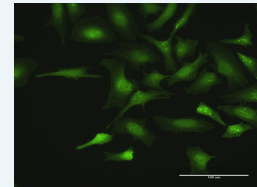
Immunofluorescence

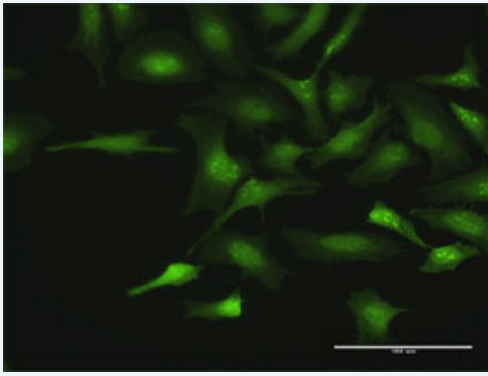
Application Image

Western Blot (Transfected lysate)



Immunofluorescence





[enlarge this image](#)

Immunofluorescence of purified MaxPab antibody to CTDSP2 on HeLa cell. [antibody concentration 10 ug/ml]

 [Protocol Download](#)

Gene Information

Entrez GeneID: [10106](#)

GeneBank Accession#: [NM_005730.3](#)

Protein Accession#: [NP_005721.3](#)

Gene Name: CTDSP2

Gene Alias: OS4,PSR2,SCP2

Gene Description: CTD (carboxy-terminal domain, RNA polymerase II, polypeptide A) small phosphatase 2

Omim ID: [608711](#)

Gene Ontology: [Hyperlink](#)

Other Designations: NLI-interacting factor 2,conserved gene amplified in osteosarcoma,nuclear LIM interactor-interacting factor 2,small CTD phosphatase 2

[服務條款](#) | [隱私權政策](#) | [著作及商標](#) | [網站地圖](#)

©2016 亞諾法生技股份有限公司 Abnova Corporation. 版權所有.