



# SZABO SCANDIC

Part of Europa Biosite

## Produktinformation



Forschungsprodukte & Biochemikalien



Zellkultur & Verbrauchsmaterial



Diagnostik & molekulare Diagnostik



Laborgeräte & Service

Weitere Information auf den folgenden Seiten!  
See the following pages for more information!



### Lieferung & Zahlungsart

siehe unsere [Liefer- und Versandbedingungen](#)

### Zuschläge

- Mindermengenzuschlag
- Trockeneiszuschlag
- Gefahrgutzuschlag
- Expressversand

### SZABO-SCANDIC HandelsgmbH

Quellenstraße 110, A-1100 Wien

T. +43(0)1 489 3961-0

F. +43(0)1 489 3961-7

[mail@szabo-scandic.com](mailto:mail@szabo-scandic.com)

[www.szabo-scandic.com](http://www.szabo-scandic.com)

[linkedin.com/company/szaboscandic](https://www.linkedin.com/company/szaboscandic) 

## SGK2 purified MaxPab mouse polyclonal antibody (B01P) MaxPab®

Catalog # : H00010110-B01P

規格 : [ 50 ug ]

List All

### Specification

**Product Description:** Mouse polyclonal antibody raised against a full-length human SGK2 protein.

**Immunogen:** SGK2 (NP\_733794.1, 1 a.a. ~ 367 a.a) full-length human protein.

**Sequence:**  
 MNSSPAGTSPSPQPSRANGNINLGPSANPNAQPTDFDFLKVIGKGNYGKVL  
 LLAKRSDGAFYAVKVLQKKSILKKKEQSHIMAERSVLLKNVRHPFLVGLR  
 YSFQTPEKLYFVLDYVNGGELFFHLQRERRFLEPRARFYAAEVASAIGYL  
 HSLNIIYRDLKPENILLDCQGHVLTDFGLCKEGVEPEDTTSTFCGTPEYL  
 APEVLRKEPYDRAVDWWCLGAVLYEMLHGLPPFYSQDVSQMYENILHQ  
 PLQIPGGRTVAACDLLQSLHDKDQRQLGSKADFLEIKNHVFFSPINWDD  
 LYHKRLTPPFNPNVTGPADLKHFDPEFTQEAVSKSIGCTPDTVASSSGAS  
 SAFLGFSYAPEDDDILDC

**Host:** Mouse

**Reactivity:** Human

**Quality Control Testing:** Antibody reactive against mammalian transfected lysate.

**Storage Buffer:** In 1x PBS, pH 7.4

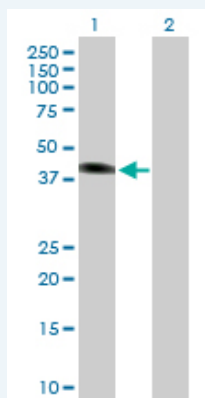
**Storage Instruction:** Store at -20°C or lower. Aliquot to avoid repeated freezing and thawing.

**MSDS:**  [Download](#)

**Datasheet:**  [Download](#)

### Applications

#### Western Blot (Transfected lysate)



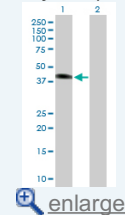
Western Blot analysis of SGK2 expression in transfected 293T cell line (H00010110-T02) by SGK2 MaxPab polyclonal antibody.

Lane 1: SGK2 transfected lysate(40.37 KDa).


Lane 2: Non-transfected lysate.

### Application Image

Western Blot (Transfected lysate)



 enlarge

 [Protocol Download](#)

## Gene Information

---

**Entrez GeneID:** [10110](#)

---

**GeneBank  
Accession#:** [NM\\_170693.1](#)

---

**Protein  
Accession#:** [NP\\_733794.1](#)

---

**Gene Name:** SGK2

---

**Gene Alias:** H-SGK2,dJ138B7.2

---

**Gene  
Description:** serum/glucocorticoid regulated kinase 2

---

**Omim ID:** [607589](#)

---

**Gene Ontology:** [Hyperlink](#)

---

**Gene Summary:** This gene encodes a serine/threonine protein kinase. Although this gene product is similar to serum- and glucocorticoid-induced protein kinase (SGK), this gene is not induced by serum or glucocorticoids. This gene is induced in response to signals that activate phosphatidylinositol 3-kinase, which is also true for SGK. Two alternate transcripts encoding two different isoforms have been described. [provided by RefSeq]

---

**Other  
Designations:** OTTHUMP00000031702,OTTHUMP00000031703,OTTHUMP00000031705

---

---

[服務條款](#) | [隱私權政策](#) | [著作及商標](#) | [網站地圖](#)

©2016 亞諾法生技股份有限公司 Abnova Corporation. 版權所有.