



SZABO SCANDIC

Part of Europa Biosite

Produktinformation



Forschungsprodukte & Biochemikalien



Zellkultur & Verbrauchsmaterial



Diagnostik & molekulare Diagnostik



Laborgeräte & Service

Weitere Information auf den folgenden Seiten!
See the following pages for more information!



Lieferung & Zahlungsart

siehe unsere [Liefer- und Versandbedingungen](#)

Zuschläge

- Mindermengenzuschlag
- Trockeneiszuschlag
- Gefahrgutzuschlag
- Expressversand

SZABO-SCANDIC HandelsgmbH

Quellenstraße 110, A-1100 Wien

T. +43(0)1 489 3961-0

F. +43(0)1 489 3961-7

mail@szabo-scandic.com

www.szabo-scandic.com

[linkedin.com/company/szaboscandic](https://www.linkedin.com/company/szaboscandic) 

SGK2 monoclonal antibody (M03), clone 7A6

Catalog # : H00010110-M03

規格 : [100 ug]

[List All](#)

Specification

Product Description: Mouse monoclonal antibody raised against a partial recombinant SGK2.

Immunogen: SGK2 (AAH65511, 293 a.a. ~ 367 a.a) partial recombinant protein with GST tag. MW of the GST tag alone is 26 KDa.

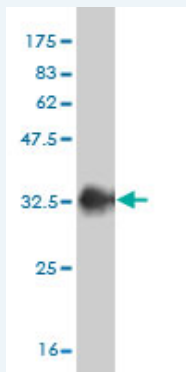
Sequence: SPINWDDL YHKRLTPPFNPNTG PADLKHFDPEFTQEAVSKSIGCTPDTV ASSSGASSAFLGFSYAPEDDDILDC

Host: Mouse

Reactivity: Human, Rat

Isotype: IgG2b Kappa

Quality Control Testing: Antibody Reactive Against Recombinant Protein.



Western Blot detection against Immunogen (33.88 KDa) .

Storage Buffer: In 1x PBS, pH 7.4

Storage Instruction: Store at -20°C or lower. Aliquot to avoid repeated freezing and thawing.

MSDS: [Download](#)


Datasheet: [Download](#)

Applications

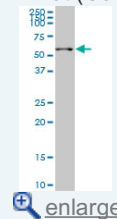
Western Blot (Cell lysate)

Application Image

Western Blot (Cell lysate)

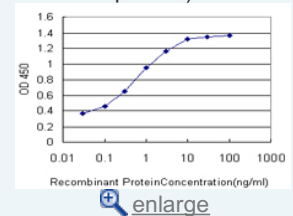


Western Blot (Cell lysate)

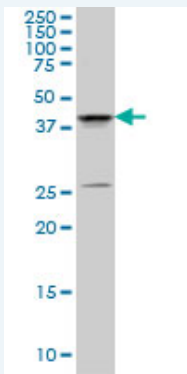


Western Blot (Recombinant protein)

Sandwich ELISA (Recombinant protein)




ELISA



SGK2 monoclonal antibody (M03), clone 7A6 Western Blot analysis of SGK2 expression in PC-12 (Cat # L012V1).

[Protocol Download](#)

Western Blot (Cell lysate)



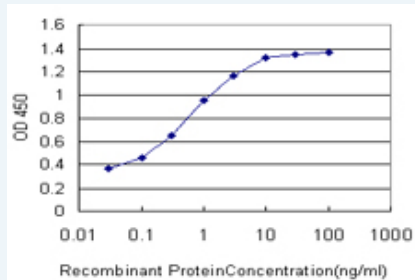
SGK2 monoclonal antibody (M03), clone 7A6. Western Blot analysis of SGK2 expression in K-562 (Cat # L009V1).

[Protocol Download](#)

Western Blot (Recombinant protein)

[Protocol Download](#)

Sandwich ELISA (Recombinant protein)



Detection limit for recombinant GST tagged SGK2 is approximately 0.03ng/ml as a capture antibody.

[Protocol Download](#)

ELISA

Gene Information

Entrez GeneID: [10110](#)

GeneBank [BC065511](#)
Accession#:

Protein [AAH65511](#)
Accession#:

Gene Name: SGK2

Gene Alias: H-SGK2,dJ138B7.2

Gene serum/glucocorticoid regulated kinase 2

Description:

Omim ID: [607589](#)

Gene Ontology: [Hyperlink](#)

Gene Summary: This gene encodes a serine/threonine protein kinase. Although this gene product is similar to serum- and glucocorticoid-induced protein kinase (SGK), this gene is not induced by serum or glucocorticoids. This gene is induced in response to signals that activate phosphatidylinositol 3-kinase, which is also true for SGK. Two alternate transcripts encoding two different isoforms have been described. [provided by RefSeq

Other Designations: OTTHUMP00000031702,OTTHUMP00000031703,OTTHUMP00000031705

[服務條款](#) | [隱私權政策](#) | [著作及商標](#) | [網站地圖](#)

©2016 亞諾法生技股份有限公司 Abnova Corporation. 版權所有.