



SZABO SCANDIC

Part of Europa Biosite

Produktinformation



Forschungsprodukte & Biochemikalien



Zellkultur & Verbrauchsmaterial



Diagnostik & molekulare Diagnostik



Laborgeräte & Service

Weitere Information auf den folgenden Seiten!
See the following pages for more information!



Lieferung & Zahlungsart

siehe unsere [Liefer- und Versandbedingungen](#)

Zuschläge

- Mindermengenzuschlag
- Trockeneiszuschlag
- Gefahrgutzuschlag
- Expressversand

SZABO-SCANDIC HandelsgmbH

Quellenstraße 110, A-1100 Wien

T. +43(0)1 489 3961-0

F. +43(0)1 489 3961-7

mail@szabo-scandic.com

www.szabo-scandic.com

[linkedin.com/company/szaboscandic](https://www.linkedin.com/company/szaboscandic) 

SGK2 monoclonal antibody (M07), clone 2F6

Catalog # : H00010110-M07

規格 : [100 ug]

[List All](#)

Specification

Product Description: Mouse monoclonal antibody raised against a partial recombinant SGK2.

Immunogen: SGK2 (AAH65511, 293 a.a. ~ 367 a.a) partial recombinant protein with GST tag. MW of the GST tag alone is 26 KDa.


Sequence: SPINWDDL YHKRLTPPFNPNTG PADLKHFDPEFTQEAVSKSIGCTPDTV ASSSGASSAFLGFSYAPEDDDILDC

Host: Mouse

Reactivity: Human

Isotype: IgG1 Kappa

Quality Control Testing: Antibody Reactive Against Recombinant Protein.



Western Blot detection against Immunogen (33.88 KDa) .

Storage Buffer: In 1x PBS, pH 7.4

Storage Instruction: Store at -20°C or lower. Aliquot to avoid repeated freezing and thawing.

MSDS: [Download](#)


Datasheet: [Download](#)

Applications

Western Blot (Cell lysate)

Application Image

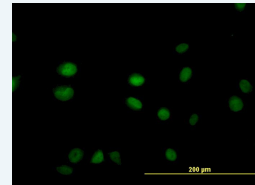
Western Blot (Cell lysate)



[enlarge](#)

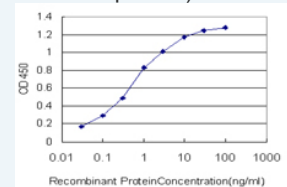
Western Blot (Recombinant protein)

Immunofluorescence



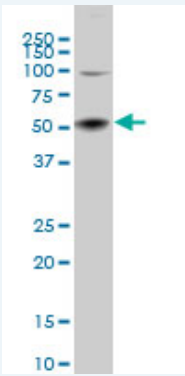
[enlarge](#)

Sandwich ELISA (Recombinant protein)



[enlarge](#)

ELISA



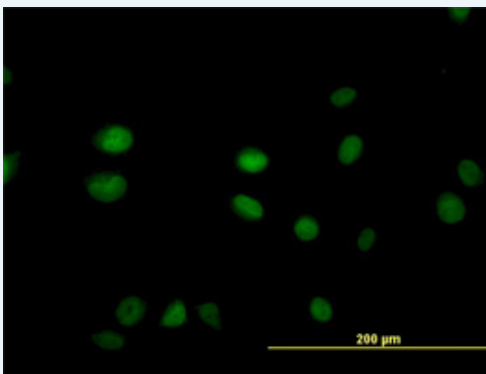
SGK2 monoclonal antibody (M07), clone 2F6 Western Blot analysis of SGK2 expression in IMR-32 (Cat # L008V1).

[Protocol Download](#)

Western Blot (Recombinant protein)

[Protocol Download](#)

Immunofluorescence

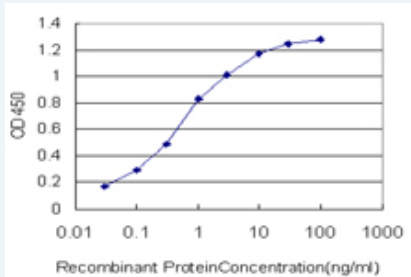


[enlarge this image](#)

Immunofluorescence of monoclonal antibody to SGK2 on HeLa cell. [antibody concentration 30 ug/ml]

[Protocol Download](#)

Sandwich ELISA (Recombinant protein)



Detection limit for recombinant GST tagged SGK2 is approximately 0.03ng/ml as a capture antibody.

[Protocol Download](#)

ELISA

Gene Information

Entrez GeneID: [10110](#)

GeneBank [BC065511](#)
Accession#:

Protein [AAH65511](#)
Accession#:

Gene Name: SGK2

Gene Alias: H-SGK2,dJ138B7.2

Gene serum/glucocorticoid regulated kinase 2

Description:

Omim ID: [607589](#)

Gene Ontology: [Hyperlink](#)

Gene Summary: This gene encodes a serine/threonine protein kinase. Although this gene product is similar to serum- and glucocorticoid-induced protein kinase (SGK), this gene is not induced by serum or glucocorticoids. This gene is induced in response to signals that activate phosphatidylinositol 3-kinase, which is also true for SGK. Two alternate transcripts encoding two different isoforms have been described. [provided by RefSeq

Other Designations: OTTHUMP00000031702,OTTHUMP00000031703,OTTHUMP00000031705

[服務條款](#) | [隱私權政策](#) | [著作及商標](#) | [網站地圖](#)

©2016 亞諾法生技股份有限公司 Abnova Corporation. 版權所有.