



SZABO SCANDIC

Part of Europa Biosite

Produktinformation



Forschungsprodukte & Biochemikalien



Zellkultur & Verbrauchsmaterial



Diagnostik & molekulare Diagnostik



Laborgeräte & Service

Weitere Information auf den folgenden Seiten!
See the following pages for more information!



Lieferung & Zahlungsart

siehe unsere [Liefer- und Versandbedingungen](#)

Zuschläge

- Mindermengenzuschlag
- Trockeneiszuschlag
- Gefahrgutzuschlag
- Expressversand

SZABO-SCANDIC HandelsgmbH

Quellenstraße 110, A-1100 Wien

T. +43(0)1 489 3961-0

F. +43(0)1 489 3961-7

mail@szabo-scandic.com

www.szabo-scandic.com

[linkedin.com/company/szaboscandic](https://www.linkedin.com/company/szaboscandic) 

SGK2 monoclonal antibody (M13), clone 1G11

Catalog # : H00010110-M13

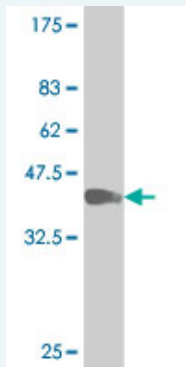
規格 : [100 ug]

[List All](#)

Specification

Product Description:	Mouse monoclonal antibody raised against a full length recombinant SGK2.
Immunogen:	SGK2 (NP_057360, 244 a.a. ~ 344 a.a) full length recombinant protein with GST tag. MW of the GST tag alone is 26 KDa.
Sequence:	GVEPEDTTSTFCGTPEYLAPEVLRKEPYDRAVDWWCLGAVLYEMLHGL PPFYSDVSMYENILHQPLQIPGGRTVAACDLLQSLHDKDQRQLGSK ADFL
Host:	Mouse
Reactivity:	Human
Isotype:	IgG2a Kappa

Quality Control Testing: Antibody Reactive Against Recombinant Protein.



Western Blot detection against Immunogen (37.11 KDa) .

Storage Buffer: In 1x PBS, pH 7.4

Storage Instruction: Store at -20°C or lower. Aliquot to avoid repeated freezing and thawing.

MSDS: [Download](#)

Datasheet: [Download](#)

Applications

Western Blot (Recombinant protein)

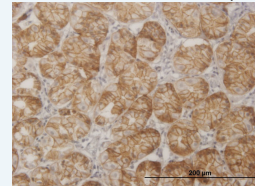
[Protocol Download](#)

Immunohistochemistry (Formalin/PFA-fixed paraffin-embedded sections)

Application Image

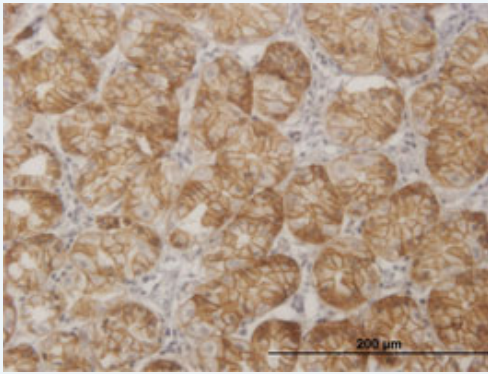
Western Blot (Recombinant protein)

Immunohistochemistry (Formalin/PFA-fixed paraffin-embedded sections)



[enlarge](#)

ELISA



[enlarge this image](#)

Immunoperoxidase of monoclonal antibody to SGK2 on formalin-fixed paraffin-embedded human stomach. [antibody concentration 3 ug/ml]

[Protocol Download](#)

ELISA

Gene Information

Entrez GeneID: [10110](#)

**GeneBank
Accession#:** [NM_016276](#)

**Protein
Accession#:** [NP_057360](#)

Gene Name: SGK2

Gene Alias: H-SGK2,dJ138B7.2

**Gene
Description:** serum/glucocorticoid regulated kinase 2

Omim ID: [607589](#)

Gene Ontology: [Hyperlink](#)

Gene Summary: This gene encodes a serine/threonine protein kinase. Although this gene product is similar to serum- and glucocorticoid-induced protein kinase (SGK), this gene is not induced by serum or glucocorticoids. This gene is induced in response to signals that activate phosphatidylinositol 3-kinase, which is also true for SGK. Two alternate transcripts encoding two different isoforms have been described. [provided by RefSeq]

**Other
Designations:** OTTHUMP00000031702,OTTHUMP00000031703,OTTHUMP00000031705

[服務條款](#) | [隱私權政策](#) | [著作及商標](#) | [網站地圖](#)

©2016 亞諾法生技股份有限公司 Abnova Corporation. 版權所有.