



SZABO SCANDIC

Part of Europa Biosite

Produktinformation



Forschungsprodukte & Biochemikalien



Zellkultur & Verbrauchsmaterial



Diagnostik & molekulare Diagnostik



Laborgeräte & Service

Weitere Information auf den folgenden Seiten!
See the following pages for more information!



Lieferung & Zahlungsart

siehe unsere [Liefer- und Versandbedingungen](#)

Zuschläge

- Mindermengenzuschlag
- Trockeneiszuschlag
- Gefahrgutzuschlag
- Expressversand

SZABO-SCANDIC HandelsgmbH

Quellenstraße 110, A-1100 Wien

T. +43(0)1 489 3961-0

F. +43(0)1 489 3961-7

mail@szabo-scandic.com

www.szabo-scandic.com

[linkedin.com/company/szaboscandic](https://www.linkedin.com/company/szaboscandic) 

ACTR1A polyclonal antibody (A01)

Catalog # : H00010121-A01

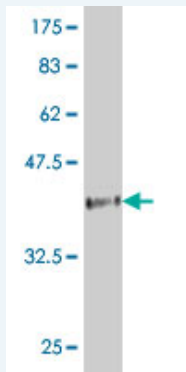
規格 : [50 uL]

List All

Specification

Product Description:	Mouse polyclonal antibody raised against a partial recombinant ACTR1A.
Immunogen:	ACTR1A (NP_005727, 279 a.a. ~ 375 a.a) partial recombinant protein with GST tag.
Sequence:	LVFAIQKSDMDLRRTLFSNVLGGSTLFKGFGRLLSEVKKLAPKDVKIR ISAPQERLYSTWIGGSILASLDTFKKMMWVSKKEYEEDGARSIIHRKT
Host:	Mouse
Reactivity:	Human

Quality Control Testing: Antibody Reactive Against Recombinant Protein.



Western Blot detection against Immunogen (36.78 KDa) .

Storage Buffer: 50 % glycerol

Storage Instruction: Store at -20°C or lower. Aliquot to avoid repeated freezing and thawing.

MSDS: [Download](#)

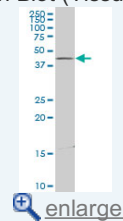
Datasheet: [Download](#)

Applications

Western Blot (Tissue lysate)

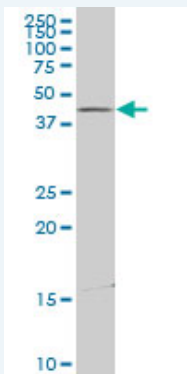
Application Image

Western Blot (Tissue lysate)



Western Blot (Recombinant protein)

ELISA



ACTR1A polyclonal antibody (A01), Lot # 060125JC01. Western Blot analysis of ACTR1A expression in human ovarian cancer.

 [Protocol Download](#)

Western Blot (Recombinant protein)

 [Protocol Download](#)

ELISA

Gene Information

Entrez GeneID: [10121](#)

GeneBank [NM_005736](#)

Accession#:

Protein [NP_005727](#)

Accession#:

Gene Name: ACTR1A

Gene Alias: ARP1,CTRN1,FLJ52695,FLJ52800,FLJ55002

Gene Description: ARP1 actin-related protein 1 homolog A, centractin alpha (yeast)

Omim ID: [605143](#)

Gene Ontology: [Hyperlink](#)

Gene Summary: This gene encodes a 42.6 kD subunit of dynactin, a macromolecular complex consisting of 10-11 subunits ranging in size from 22 to 150 kD. Dynactin binds to both microtubules and cytoplasmic dynein. It is involved in a diverse array of cellular functions, including ER-to-Golgi transport, the centripetal movement of lysosomes and endosomes, spindle formation, chromosome movement, nuclear positioning, and axonogenesis. This subunit is present in 8-13 copies per dynactin molecule, and is the most abundant molecule in the dynactin complex. It is an actin-related protein, and is approximately 60% identical at the amino acid level to conventional actin. [provided by RefSeq]

Other Designations: ARP1 actin-related protein 1 homolog A, centractin alpha,ARP1, yeast homolog A,OTTHUMP00000020366,actin-RPV,centractin alpha,centrosome-associated actin homolog