



SZABO SCANDIC

Part of Europa Biosite

Produktinformation



Forschungsprodukte & Biochemikalien



Zellkultur & Verbrauchsmaterial



Diagnostik & molekulare Diagnostik



Laborgeräte & Service

Weitere Information auf den folgenden Seiten!
See the following pages for more information!



Lieferung & Zahlungsart

siehe unsere [Liefer- und Versandbedingungen](#)

Zuschläge

- Mindermengenzuschlag
- Trockeneiszuschlag
- Gefahrgutzuschlag
- Expressversand

SZABO-SCANDIC HandelsgmbH

Quellenstraße 110, A-1100 Wien

T. +43(0)1 489 3961-0

F. +43(0)1 489 3961-7

mail@szabo-scandic.com

www.szabo-scandic.com

[linkedin.com/company/szaboscandic](https://www.linkedin.com/company/szaboscandic) 



ARL4A purified MaxPab mouse polyclonal antibody (B01P) MaxPab®

Catalog # : H00010124-B01P

規格 : [50 ug]

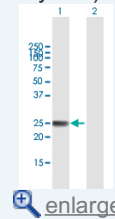
[List All](#)


Specification

Product Description:	Mouse polyclonal antibody raised against a full-length human ARL4A protein.
Immunogen:	ARL4A (AAH01111, 1 a.a. ~ 200 a.a) full-length human protein.
Sequence:	MGNGLSDQTSILSNLPSFQSFHIVLGLDCAGKTTVLYRLQFNEFVNTVP TKGFNTEKIKVTLGNSKTVTFHFWDVGGQEKLRLPKWSYTRCTDGIMFV VDSVDVERMEEAKTELHKITRISENQGVPLIVANKQDLRNSLSLSEIEKLL AMGELSSSTPWHLQPTCAIIGDGLKEGLEKLHDMIIKRRKMLRQQKKKR
Host:	Mouse
Reactivity:	Human
Quality Control Testing:	Antibody reactive against mammalian transfected lysate.
Storage Buffer:	In 1x PBS, pH 7.4
Storage Instruction:	Store at -20°C or lower. Aliquot to avoid repeated freezing and thawing.
MSDS:	 Download
Datasheet:	 Download

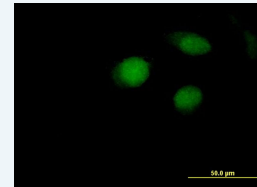
Application Image

Western Blot (Transfected lysate)



 [enlarge](#)

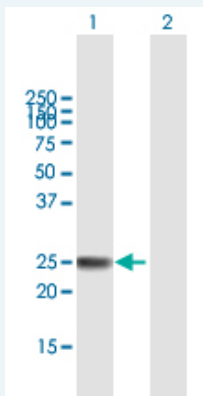
Immunofluorescence



 [enlarge](#)

Applications

Western Blot (Transfected lysate)

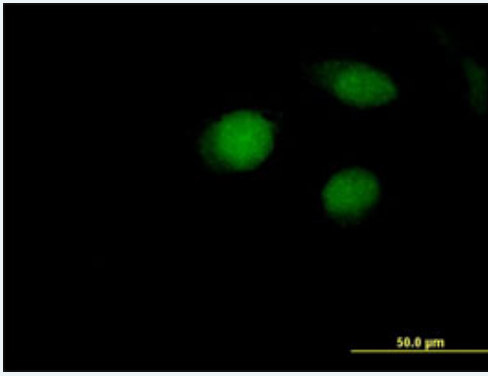


Western Blot analysis of ARL4A expression in transfected 293T cell line ([H00010124-T01](#)) by ARL4A MaxPab polyclonal antibody.

Lane 1: ARL4A transfected lysate(22.11 kDa).
Lane 2: Non-transfected lysate.

 [Protocol Download](#)

Immunofluorescence



[enlarge this image](#)

Immunofluorescence of purified MaxPab antibody to ARL4A on HeLa cell. [antibody concentration 10 ug/ml]

 [Protocol Download](#)

Gene Information

Entrez GeneID: [10124](#)

**GeneBank
Accession#:** [BC001111](#)

**Protein
Accession#:** [AAH01111](#)

Gene Name: ARL4A

Gene Alias: ARL4

**Gene
Description:** ADP-ribosylation factor-like 4A

Omim ID: [604786](#)

Gene Ontology: [Hyperlink](#)

Gene Summary: ADP-ribosylation factor-like 4A is a member of the ADP-ribosylation factor family of GTP-binding proteins. ARL4A is similar to ARL4C and ARL4D and each has a nuclear localization signal and an unusually high guanine nucleotide exchange rate. ARL4A is located in both the nuclear and extranuclear cell compartments. Multiple transcript variants encoding the same protein have been found for this gene. [provided by RefSeq]

**Other
Designations:** ADP-ribosylation factor-like 4, OTTHUMP00000155200

[服務條款](#) | [隱私權政策](#) | [著作及商標](#) | [網站地圖](#)

©2016 亞諾法生技股份有限公司 Abnova Corporation. 版權所有.