



SZABO SCANDIC

Part of Europa Biosite

Produktinformation



Forschungsprodukte & Biochemikalien



Zellkultur & Verbrauchsmaterial



Diagnostik & molekulare Diagnostik



Laborgeräte & Service

Weitere Information auf den folgenden Seiten!
See the following pages for more information!



Lieferung & Zahlungsart

siehe unsere [Liefer- und Versandbedingungen](#)

Zuschläge

- Mindermengenzuschlag
- Trockeneiszuschlag
- Gefahrgutzuschlag
- Expressversand

SZABO-SCANDIC HandelsgmbH

Quellenstraße 110, A-1100 Wien

T. +43(0)1 489 3961-0

F. +43(0)1 489 3961-7

mail@szabo-scandic.com

www.szabo-scandic.com

[linkedin.com/company/szaboscandic](https://www.linkedin.com/company/szaboscandic) 

ZNF263 MaxPab mouse polyclonal antibody (B01) MaxPab®

Catalog # : H00010127-B01

規格 : [50 uL]

[List All](#)

Specification

Product Description: Mouse polyclonal antibody raised against a full-length human ZNF263 protein.

Immunogen: ZNF263 (NP_005732.2, 1 a.a. ~ 683 a.a) full-length human protein.

Sequence:
 MASGPGSQEREGLLMKLEEDCAWSQELPPDPGPSPEASHLRFRRFR
 FQEAAGPREALSRLQELCHGWLRPEMRTKEQILELLVLEQFLTILPQEIQ
 SRVQELHPESGEEAVTLVEDMQRELGRLRQQVTNHGRGTEVLLLEEPLP
 LETARESPSFKLEPMETERSPGPRLQELLGPSPQRDPQAVKERALSAP
 WLSLFPPEGNMEKEMTGPQLPESLEDVAMYISQEEWGHQDPSKRALS
 RDTVQESYENVDSLESHIPSQEVPQTQVGQGGKLDPSVQSCKEGLSP
 RGPAPGEEKFENLEGVPSVCSENIHPQVLLPDQARGEVPWSPELGRPH
 DRSQGDWAPPPEGMEQALAGASSGRELGRPKEKLPKLLHLCPLCGK
 NFSNNSNLRHQRIHAAERLCMGVDCTEIFGGNPRFLSLHRAHLGEEAHK
 CLECGKCFSQNTHLTRHQRTHTGEKPYQCNICGKCFSCNSNLHRHQRT
 HTGEKPYKCEPCGEIFAHSSNLLRHQRIHTGERPYKCEPCGKSFSSSHL
 VIHERTHERERLYPFSECGEAVSDSTPFLTNHGAHKAEEKLFECLTCGKS
 FRQGMHLTRHQRTHTGEKPYKCTLCGENFSHRSNLRHQRIHTGEKPYT
 CHECGDSFSHSSNRIRHLRHTHTGERPYKCEPCGESFSRSSRLMSHQRT
 HTG

Host: Mouse

Reactivity: Human

Quality Control Testing: Antibody reactive against mammalian transfected lysate.

Storage Buffer: No additive

Storage Instruction: Store at -20°C or lower. Aliquot to avoid repeated freezing and thawing.

Note: For IHC and IF applications, antibody purification with Protein A will be needed prior to use.

MSDS:  [Download](#)

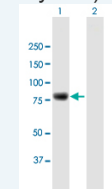
Datasheet:  [Download](#)

Applications

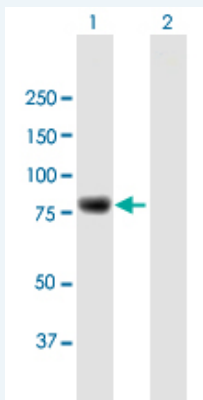
Western Blot (Transfected lysate)

Application Image

Western Blot (Transfected lysate)




 enlarge



Western Blot analysis of ZNF263 expression in transfected 293T cell line ([H00010127-T01](#)) by ZNF263 MaxPab polyclonal antibody.

Lane 1: ZNF263 transfected lysate(75.13 KDa).
Lane 2: Non-transfected lysate.

 [Protocol Download](#)

Gene Information

Entrez GeneID: [10127](#)

**GeneBank
Accession#:** [NM_005741.3](#)

**Protein
Accession#:** [NP_005732.2](#)

Gene Name: ZNF263

Gene Alias: FPM315,ZKSCAN12

**Gene
Description:** zinc finger protein 263

Omim ID: [604191](#)

Gene Ontology: [Hyperlink](#)

**Other
Designations:** -

[服務條款](#) | [隱私權政策](#) | [著作及商標](#) | [網站地圖](#)

©2016 亞諾法生技股份有限公司 Abnova Corporation. 版權所有.