



# SZABO SCANDIC

Part of Europa Biosite

## Produktinformation



Forschungsprodukte & Biochemikalien



Zellkultur & Verbrauchsmaterial



Diagnostik & molekulare Diagnostik



Laborgeräte & Service

Weitere Information auf den folgenden Seiten!  
See the following pages for more information!



### Lieferung & Zahlungsart

siehe unsere [Liefer- und Versandbedingungen](#)

### Zuschläge

- Mindermengenzuschlag
- Trockeneiszuschlag
- Gefahrgutzuschlag
- Expressversand

### SZABO-SCANDIC HandelsgmbH

Quellenstraße 110, A-1100 Wien

T. +43(0)1 489 3961-0

F. +43(0)1 489 3961-7

[mail@szabo-scandic.com](mailto:mail@szabo-scandic.com)

[www.szabo-scandic.com](http://www.szabo-scandic.com)

[linkedin.com/company/szaboscandic](https://www.linkedin.com/company/szaboscandic) 

## ZNF263 purified MaxPab mouse polyclonal antibody (B01P) MaxPab®

Catalog # : H00010127-B01P

規格 : [ 50 ug ]

[List All](#)

### Specification

**Product Description:** Mouse polyclonal antibody raised against a full-length human ZNF263 protein.

**Immunogen:** ZNF263 (NP\_005732.2, 1 a.a. ~ 683 a.a) full-length human protein.

**Sequence:**  
 MASGPGSQEREGLLVVKLEEDCAWSQELPPDPGPSPEASHLRFRRFR  
 FQEAAGPREALSRLQELCHGWLRPEMRTKEQILELLVLEQFLTILPQEIQ  
 SRVQELHPESGEEAVTLVEDMQRELGRLRQQVTNHGRGTEVLLLEEPLP  
 LETARESPSFKLEPMETERSPGPRLQELLGPSPQRDPQAVKERALSAP  
 WLSLFPPEGNMEDKEMTGPQLPESLEDVAMYISQEEWGHQDPSKRALS  
 RDTVQESYENVDSLESHIPSQEVPGTQVGQGGKLDWPSVQSCKEGLSP  
 RGPAPGEEKFENLEGVPSVCSNIHPQVLLPDQARGEVPWSPELGRPH  
 DRSQGDWAPPPEGMEQALAGASSGRELGRPKEKLPKHLHLCPKCGK  
 NFSNNSNLRHQRIHAAERLCMGVDCTEIFGGNPRFLSLHRAHLGEEAHK  
 CLECGKCFSQNTHLTRHQRTHTGEKPYQCNICGKCFSCNSNLHRHQRT  
 HTGEKPYKCEPCGEIFAHSSNLLRHQRIHTGERPYKCEPCGKSFSSSHL  
 VIHERTHERERLYPFSECGEAVSDSTPFLTNHGAHKAEEKLFECLTCGKS  
 FRQGMHLTRHQRTHTGEKPYKCTLCGENFSHRSNLIRHQRIHTGEKPYT  
 CHECGDSFSHSSNRIRHLRHTHTGERPYKCEPCGESFSRSSRLMSHQRT  
 HTG

**Host:** Mouse

**Reactivity:** Human

**Quality Control Testing:** Antibody reactive against mammalian transfected lysate.

**Storage Buffer:** In 1x PBS, pH 7.4

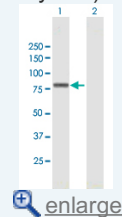
**Storage Instruction:** Store at -20°C or lower. Aliquot to avoid repeated freezing and thawing.

**MSDS:**  [Download](#)

**Datasheet:**  [Download](#)

### Application Image


Western Blot (Transfected lysate)



 [enlarge](#)

### Applications


Western Blot (Transfected lysate)



Western Blot analysis of ZNF263 expression in transfected 293T cell line ([H00010127-T01](#)) by ZNF263 MaxPab polyclonal antibody.

Lane 1: ZNF263 transfected lysate(75.13 KDa).

Lane 2: Non-transfected lysate.

 [Protocol Download](#)

---

### Gene Information

---

**Entrez GeneID:** [10127](#)

---

**GeneBank  
Accession#:** [NM\\_005741.3](#)

---

**Protein  
Accession#:** [NP\\_005732.2](#)

---

**Gene Name:** ZNF263

---

**Gene Alias:** FPM315,ZKSCAN12

---

**Gene  
Description:** zinc finger protein 263

---

**Omim ID:** [604191](#)

---

**Gene Ontology:** [Hyperlink](#)

---

**Other  
Designations:** -

---

---

[服務條款](#) | [隱私權政策](#) | [著作及商標](#) | [網站地圖](#)

©2016 亞諾法生技股份有限公司 Abnova Corporation. 版權所有.