



SZABO SCANDIC

Part of Europa Biosite

Produktinformation



Forschungsprodukte & Biochemikalien



Zellkultur & Verbrauchsmaterial



Diagnostik & molekulare Diagnostik



Laborgeräte & Service

Weitere Information auf den folgenden Seiten!
See the following pages for more information!



Lieferung & Zahlungsart

siehe unsere [Liefer- und Versandbedingungen](#)

Zuschläge

- Mindermengenzuschlag
- Trockeneiszuschlag
- Gefahrgutzuschlag
- Expressversand

SZABO-SCANDIC HandelsgmbH

Quellenstraße 110, A-1100 Wien

T. +43(0)1 489 3961-0

F. +43(0)1 489 3961-7

mail@szabo-scandic.com

www.szabo-scandic.com

[linkedin.com/company/szaboscandic](https://www.linkedin.com/company/szaboscandic) 



TRAP1 purified MaxPab mouse polyclonal antibody (B01P) MaxPab®

Catalog # : H00010131-B01P

規格 : [50 ug]

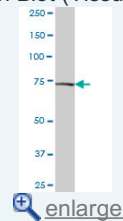
[List All](#)

Specification

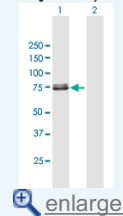
Product Description:	Mouse polyclonal antibody raised against a full-length human TRAP1 protein.
Immunogen:	TRAP1 (NP_057376.1, 1 a.a. ~ 704 a.a) full-length human protein.
Sequence:	MARELRALLLWGRRLRPLLAPALAAVPGGKPLCPRRTTAQLGPRRNP AWSLQAGRLFSTQTAEDKEEPLHSIISTESVQGSTSKHEFQAETKLLD IVARSLYSEKEVFIRELISNASDALEKLRHKLVSDDGQALPEMEIHLQTNAEK GTITIQDTGIGMTQEELVSNLGTIARSGSKAFDALQNAEASSKIIGQFG VGFYSAFMVADRVEVYSRSAAPGSLGQWLSDGSGVFEIAEASGVRTG TKIIHLKSDCKEFSSSEARVRDVVTKYSNFVSFPLYLNGRRMNTLQAIMMM DPKDVGGEWQHEEFYRYVAQAHDKPRYTLHYKTDAPLNIRSIFYVPMKP SMFDVSRELGSSVALYSRKVLIQTKATDILPKWLRFIGVVDSEDIPLNLS RELLQESALIRKLRDVLQQRLIKFFIDQSKKDAEKYAKFFEDYGLFMREGI VTATEQEVEKEDIAKLLRYESSALPSGQLTSLSEYASRMRAGTRNIYYLCA PNRHLAEHSPYYEAMKKKDEVLFCFEQFDELTLHLREFDKKKLISVET DIVVDHYKEEFEDRSPAAECLSEKETEELMAWMRNVLGSRVTNVKVTL RLDTHPAMVTVLEMGAARHFLRMQQLAKTQEERAQLLQPTLEINPRHALI KKLNQLRASEPGLAQLLVLDQIYENAMIAAGLVDDPRAMVGRNLNELLVKAL ERH
Host:	Mouse
Reactivity:	Human
Quality Control Testing:	Antibody reactive against mammalian transfected lysate.
Storage Buffer:	In 1x PBS, pH 7.4
Storage Instruction:	Store at -20°C or lower. Aliquot to avoid repeated freezing and thawing.
MSDS:	 Download
Datasheet:	 Download

Application Image

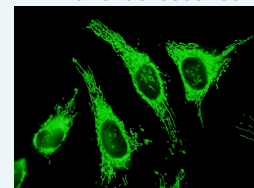
Western Blot (Tissue lysate)



Western Blot (Transfected lysate)

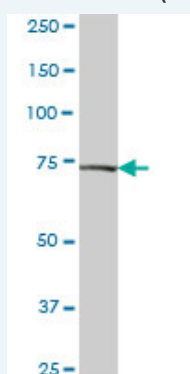


Immunofluorescence



Applications

Western Blot (Tissue lysate)




TRAP1 MaxPab polyclonal antibody. Western Blot analysis of TRAP1 expression in human

liver.

 [Protocol Download](#)

Western Blot (Transfected lysate)

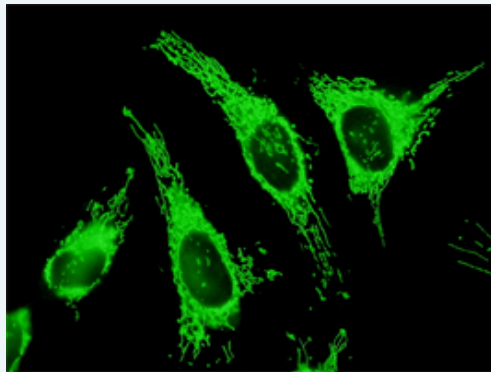



Western Blot analysis of TRAP1 expression in transfected 293T cell line ([H00010131-T01](#)) by TRAP1 MaxPab polyclonal antibody.

Lane1:TRAP1 transfected lysate(77.44 KDa).
Lane2:Non-transfected lysate.


 [Protocol Download](#)

Immunofluorescence



 [enlarge this image](#)

Immunofluorescence of [purified](#) MaxPab antibody to TRAP1 on HeLa cell. [antibody concentration 10 ug/ml]

 [Protocol Download](#)

Gene Information

Entrez GeneID: [10131](#)

GeneBank [NM_016292.1](#)

Accession#:

Protein [NP_057376.1](#)

Accession#:

Gene Name: TRAP1

Gene Alias: HSP75,HSP90L

Gene Description: TNF receptor-associated protein 1

Omim ID: [606219](#)

Gene Ontology: [Hyperlink](#)

Gene Summary: HSP90 proteins are highly conserved molecular chaperones that have key roles in signal transduction, protein folding, protein degradation, and morphologic evolution. HSP90 proteins normally associate with

other cochaperones and play important roles in folding newly synthesized proteins or stabilizing and refolding denatured proteins after stress. TRAP1 is a mitochondrial HSP90 protein. Other HSP90 proteins are found in cytosol (see HSP90AA1; MIM 140571) and endoplasmic reticulum (HSP90B1; MIM 191175) (Chen et al., 2005 [PubMed 16269234]).[supplied by OMIM

Other Designations: heat shock protein 75,tumor necrosis factor type 1 receptor associated protein

Related Disease

[Cardiovascular Diseases](#) [Diabetes Mellitus, Type 2](#) [Edema](#) [Kidney Failure, Chronic](#)

[服務條款](#) | [隱私權政策](#) | [著作及商標](#) | [網站地圖](#)

©2016 亞諾法生技股份有限公司 Abnova Corporation. 版權所有.