



# SZABO SCANDIC

Part of Europa Biosite

## Produktinformation



Forschungsprodukte & Biochemikalien



Zellkultur & Verbrauchsmaterial



Diagnostik & molekulare Diagnostik



Laborgeräte & Service

Weitere Information auf den folgenden Seiten!  
See the following pages for more information!



### Lieferung & Zahlungsart

siehe unsere [Liefer- und Versandbedingungen](#)

### Zuschläge

- Mindermengenzuschlag
- Trockeneiszuschlag
- Gefahrgutzuschlag
- Expressversand

### SZABO-SCANDIC HandelsgmbH

Quellenstraße 110, A-1100 Wien

T. +43(0)1 489 3961-0

F. +43(0)1 489 3961-7

[mail@szabo-scandic.com](mailto:mail@szabo-scandic.com)

[www.szabo-scandic.com](http://www.szabo-scandic.com)

[linkedin.com/company/szaboscandic](https://www.linkedin.com/company/szaboscandic) 

## BCAP31 polyclonal antibody (A01)

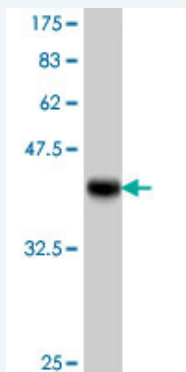
Catalog # : H00010134-A01

規格 : [ 50 uL ]

List All

### Specification

<b>Product Description:</b>	Mouse polyclonal antibody raised against a partial recombinant BCAP31.
<b>Immunogen:</b>	BCAP31 (NP_005736, 137 a.a. ~ 246 a.a) partial recombinant protein with GST tag.
<b>Sequence:</b>	KKQAESASEAAKKYMEENDQLKKGAAVDGGKLDVGNAEVKLEENRSL KADLQKLKDELASTKQKLEKAENQVLAMRKQSEGLTKEYDRLLLEEHA KLAQAVDGPMDKKEE
<b>Host:</b>	Mouse
<b>Reactivity:</b>	Human, Mouse
<b>Quality Control Testing:</b>	Antibody Reactive Against Recombinant Protein.



Western Blot detection against Immunogen (38.21 kDa) .

**Storage Buffer:** 50 % glycerol

**Storage Instruction:** Store at -20°C or lower. Aliquot to avoid repeated freezing and thawing.

**MSDS:** [Download](#)

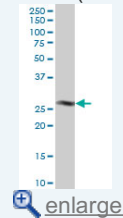
**Datasheet:** [Download](#)

### Applications

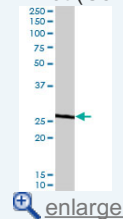
Western Blot (Cell lysate)

### Application Image

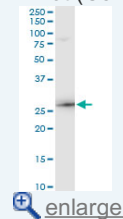
Western Blot (Cell lysate)



Western Blot (Cell lysate)

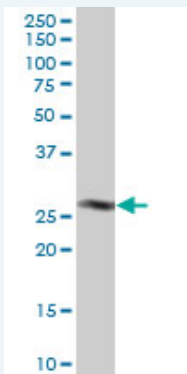


Western Blot (Cell lysate)




Western Blot (Recombinant protein)

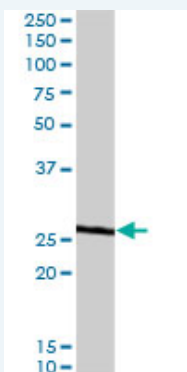
ELISA



BCAP31 polyclonal antibody (A01), Lot # ABNOVA060705QCS1 Western Blot analysis of BCAP31 expression in HeLa ( Cat # L013V1 ).

 [Protocol Download](#)

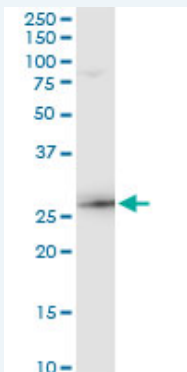
#### Western Blot (Cell lysate)



BCAP31 polyclonal antibody (A01), Lot # 051011JC01. Western Blot analysis of BCAP31 expression in Jurkat.

 [Protocol Download](#)


#### Western Blot (Cell lysate)



BCAP31 polyclonal antibody (A01), Lot # ABNOVA060705QCS1. Western Blot analysis of BCAP31 expression in NIH/3T3.

 [Protocol Download](#)

#### Western Blot (Recombinant protein)

 [Protocol Download](#)

#### ELISA

#### Gene Information

Entrez GeneID: [10134](#)

GeneBank [NM\\_005745](#)  
Accession#:

Protein [NP\\_005736](#)  
Accession#:

**Gene Name:** BCAP31

**Gene Alias:** 6C6-AG,BAP31,CDM,DXS1357E

**Gene Description:** B-cell receptor-associated protein 31

**Omim ID:** [300398](#)

**Gene Ontology:** [Hyperlink](#)

**Gene Summary:** This gene encodes a member of the B-cell receptor associated protein 31 superfamily. The encoded protein is a multi-pass transmembrane protein of the endoplasmic reticulum that is involved in the anterograde transport of membrane proteins from the endoplasmic reticulum to the Golgi and in the caspase 8-mediated apoptosis. Microdeletions in this gene are associated with the contiguous ABCD1/DXS1375E deletion syndrome. Two pseudogenes have been identified on chromosome 16. Alternatively spliced transcript variants encoding distinct isoforms have been described although the biological validity of some of the variants has not been determined. [provided by RefSeq]

**Other Designations:** 6C6 antigen,BCR-associated protein  
Bap31,OTTHUMP00000025977,OTTHUMP00000025978,p28 Bap31

---

[服務條款](#) | [隱私權政策](#) | [著作及商標](#) | [網站地圖](#)

©2016 亞諾法生技股份有限公司 Abnova Corporation. 版權所有.