



SZABO SCANDIC

Part of Europa Biosite

Produktinformation



Forschungsprodukte & Biochemikalien



Zellkultur & Verbrauchsmaterial



Diagnostik & molekulare Diagnostik



Laborgeräte & Service

Weitere Information auf den folgenden Seiten!
See the following pages for more information!



Lieferung & Zahlungsart

siehe unsere [Liefer- und Versandbedingungen](#)

Zuschläge

- Mindermengenzuschlag
- Trockeneiszuschlag
- Gefahrgutzuschlag
- Expressversand

SZABO-SCANDIC HandelsgmbH

Quellenstraße 110, A-1100 Wien

T. +43(0)1 489 3961-0

F. +43(0)1 489 3961-7

mail@szabo-scandic.com

www.szabo-scandic.com

[linkedin.com/company/szaboscandic](https://www.linkedin.com/company/szaboscandic) 

YAF2 purified MaxPab mouse polyclonal antibody (B01P) MaxPab®

Catalog # : H00010138-B01P

規格 : [50 ug]

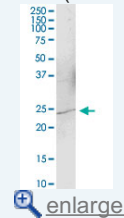
[List All](#)

Specification

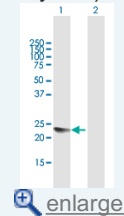
Product Description:	Mouse polyclonal antibody raised against a full-length human YAF2 protein.
Immunogen:	YAF2 (NP_005739.2, 1 a.a. ~ 180 a.a) full-length human protein.
Sequence:	MGDKKSPTRPKRQPKPSSDEGYWDCSVCTFRNSAEAFKMMCDVRKG TSTRKPRPVSQQLVAQQVTQQFVPPTQSKKEKKDKVEKEKSEKETT NSHKKTRPRLKNVDRSSAQHLEVTVGDLTVIITDFKEKTKSPASSAASA DQHSQSGSSSDNTERGMSRSSSPRGEASSLNGESH
Host:	Mouse
Reactivity:	Human, Rat
Quality Control Testing:	Antibody reactive against mammalian transfected lysate.
Storage Buffer:	In 1x PBS, pH 7.4
Storage Instruction:	Store at -20°C or lower. Aliquot to avoid repeated freezing and thawing.
MSDS:	Download
Datasheet:	Download

Application Image

Western Blot (Tissue lysate)

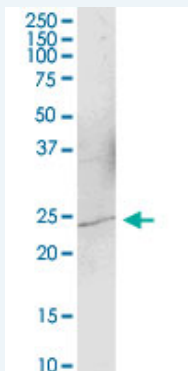


Western Blot (Transfected lysate)



Applications

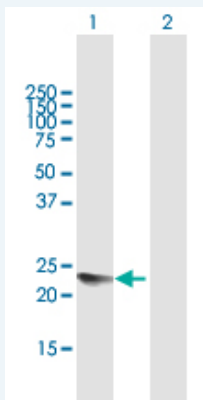
Western Blot (Tissue lysate)



YAF2 MaxPab polyclonal antibody. Western Blot analysis of YAF2 expression in rat brain.

[Protocol Download](#)

Western Blot (Transfected lysate)



Western Blot analysis of YAF2 expression in transduced 293T cell line ([H00010138-T01](#)) by YAF2 MaxPab polyclonal antibody.

Lane 1: YAF2 transduced lysate(19.8 kDa).

Lane 2: Non-transduced lysate.

 [Protocol Download](#)

Gene Information

Entrez GeneID: [10138](#)

GeneBank [NM_005748.3](#)

Accession#:

Protein [NP_005739.2](#)

Accession#:

Gene Name: YAF2

Gene Alias: MGC41856

Gene YY1 associated factor 2

Description:

Omim ID: [607534](#)

Gene Ontology: [Hyperlink](#)

Gene Summary: The protein encoded by this gene interacts with YY1, a zinc finger protein involved in negative regulation of muscle-restricted genes. This gene product itself contains a single N-terminal C2-X10-C2 zinc finger, and in contrast to YY1, is up-regulated during myogenic differentiation. It also facilitates proteolytic cleavage of YY1 by the calcium- activated protease, m-calpain, suggesting a mechanism by which this protein antagonizes the negative effect of YY1. [provided by RefSeq]

Other -

Designations:

Related Disease

[Celiac Disease](#) [Genetic Predisposition to Disease](#) [Tobacco Use Disorder](#)