



SZABO SCANDIC

Part of Europa Biosite

Produktinformation



Forschungsprodukte & Biochemikalien



Zellkultur & Verbrauchsmaterial



Diagnostik & molekulare Diagnostik



Laborgeräte & Service

Weitere Information auf den folgenden Seiten!
See the following pages for more information!



Lieferung & Zahlungsart

siehe unsere [Liefer- und Versandbedingungen](#)

Zuschläge

- Mindermengenzuschlag
- Trockeneiszuschlag
- Gefahrgutzuschlag
- Expressversand

SZABO-SCANDIC HandelsgmbH

Quellenstraße 110, A-1100 Wien

T. +43(0)1 489 3961-0

F. +43(0)1 489 3961-7

mail@szabo-scandic.com

www.szabo-scandic.com

[linkedin.com/company/szaboscandic](https://www.linkedin.com/company/szaboscandic) 

ARFRP1 purified MaxPab mouse polyclonal antibody (B03P) MaxPab®

Catalog # : H00010139-B03P

規格 : [50 ug]

[List All](#)

Specification

Product Description: Mouse polyclonal antibody raised against a full-length human ARFRP1 protein.

Immunogen: ARFRP1 (NP_003215.1, 1 a.a. ~ 201 a.a) full-length human protein.

Sequence:
 MYLLSGLYKYMFKDEYICILILGLDNAGKTTFLQSKTRFNKKNYKGMSL
 SKITTTVGLNIGTVDVGKARLMFWDLGGQEELQSLWDKYAECHGVYVI
 DSTDEERLAESKQAFKVVVTSEALCGVPVLVLANKQDVETCLSIPDIKTA
 FSDCTSKIGRRDCLTQACSALTGKGVREGIEWMVKVVRNVHRPPRQR
 DIT

Host: Mouse

Reactivity: Human

Quality Control Testing: Antibody reactive against mammalian transfected lysate.

Storage Buffer: In 1x PBS, pH 7.4

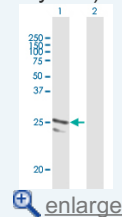
Storage Instruction: Store at -20°C or lower. Aliquot to avoid repeated freezing and thawing.


MSDS:  [Download](#)

Datasheet:  [Download](#)

Application Image

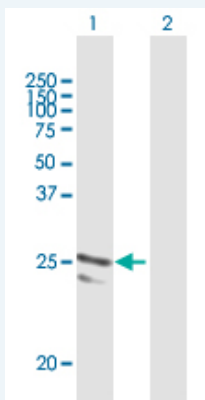
Western Blot (Transfected lysate)



 [enlarge](#)

Applications

Western Blot (Transfected lysate)



Western Blot analysis of ARFRP1 expression in transfected 293T cell line ([H00010139-T05](#)) by ARFRP1 MaxPab polyclonal antibody.

Lane 1: ARFRP1 transfected lysate(22.60 KDa).

Lane 2: Non-transfected lysate.

 [Protocol Download](#)

Gene Information

Entrez GeneID: [10139](#)

GeneBank
Accession#: [NM_003224](#)

Protein
Accession#: [NP_003215.1](#)

Gene Name: ARFRP1

Gene Alias: ARL18,ARP,Arp1

Gene
Description: ADP-ribosylation factor related protein 1

Omim ID: [604699](#)

Gene Ontology: [Hyperlink](#)

Gene Summary: The protein encoded by this gene is a membrane-associated GTP-ase and localizes to the plasma membrane. It is related to the ADP-ribosylation factor (ARF) and ARF-like (ARL) genes. The gene is located in a gene cluster that includes the a gene (M68) that is overexpressed in some tumors. Alternatively spliced transcript variants encoding different isoforms have been identified. [provided by RefSeq]

Other Designations: ADP-ribosylation factor-related protein 1,ARF-related protein,OTTHUMP00000031584,SCG10 like-protein,helicase-like protein NHL

[服務條款](#) | [隱私權政策](#) | [著作及商標](#) | [網站地圖](#)

©2016 亞諾法生技股份有限公司 Abnova Corporation. 版權所有.