



SZABO SCANDIC

Part of Europa Biosite

Produktinformation



Forschungsprodukte & Biochemikalien



Zellkultur & Verbrauchsmaterial



Diagnostik & molekulare Diagnostik



Laborgeräte & Service

Weitere Information auf den folgenden Seiten!
See the following pages for more information!



Lieferung & Zahlungsart

siehe unsere [Liefer- und Versandbedingungen](#)

Zuschläge

- Mindermengenzuschlag
- Trockeneiszuschlag
- Gefahrgutzuschlag
- Expressversand

SZABO-SCANDIC HandelsgmbH

Quellenstraße 110, A-1100 Wien

T. +43(0)1 489 3961-0

F. +43(0)1 489 3961-7

mail@szabo-scandic.com

www.szabo-scandic.com

[linkedin.com/company/szaboscandic](https://www.linkedin.com/company/szaboscandic) 

AKAP9 monoclonal antibody (M07), clone 7E12

Catalog # : H00010142-M07

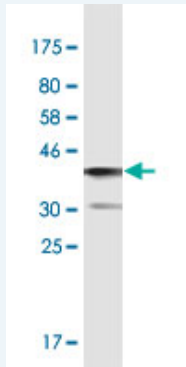
規格 : [100 ug]

[List All](#)

Specification

Product Description:	Mouse monoclonal antibody raised against a partial recombinant AKAP9.
Immunogen:	AKAP9 (NP_671700, 3812 a.a. ~ 3911 a.a) partial recombinant protein with GST tag. MW of the GST tag alone is 26 KDa.
Sequence:	EKTDSFYHSSGGLELYGEPRHHTYRSRSDLDIRSPLPFQNRYPGTPAD FNPGSLACSQLQNYDPDRALTDYITRLEALQRRLGTIQSGSTTQFHAGM RR
Host:	Mouse
Reactivity:	Human
Isotype:	IgG2a Kappa

Quality Control Testing: Antibody Reactive Against Recombinant Protein.



Western Blot detection against Immunogen (36.74 KDa) .

Storage Buffer: In 1x PBS, pH 7.4

Storage Instruction: Store at -20°C or lower. Aliquot to avoid repeated freezing and thawing.

MSDS: [Download](#)

Datasheet: [Download](#)

Applications

Western Blot (Recombinant protein)

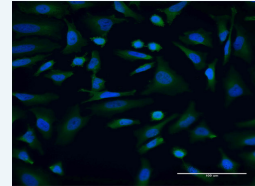
[Protocol Download](#)

Immunofluorescence

Application Image

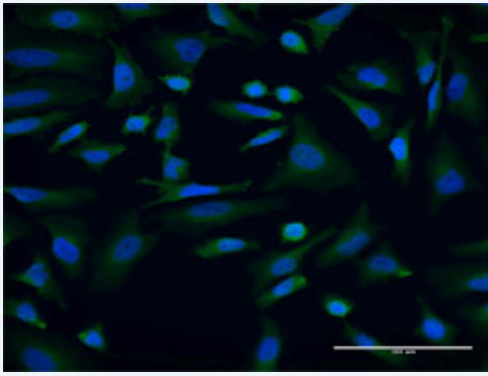
Western Blot (Recombinant protein)

Immunofluorescence



[enlarge](#)

ELISA



[enlarge this image](#)

Immunofluorescence of monoclonal antibody to AKAP9 on HeLa cell . [antibody concentration 10 ug/ml]

[Protocol Download](#)

ELISA

Gene Information

Entrez GeneID: [10142](#)

GeneBank Accession#: [NM_147171](#)

Protein Accession#: [NP_671700](#)

Gene Name: AKAP9

Gene Alias: AKAP350,AKAP450,CG-NAP,HYPERION,KIAA0803,MU-RMS-40.16A,PRKA9,YOTIAO

Gene Description: A kinase (PRKA) anchor protein (yotiao) 9

Omim ID: [604001](#)

Gene Ontology: [Hyperlink](#)

Gene Summary: The A-kinase anchor proteins (AKAPs) are a group of structurally diverse proteins which have the common function of binding to the regulatory subunit of protein kinase A (PKA) and confining the holoenzyme to discrete locations within the cell. This gene encodes a member of the AKAP family. Alternate splicing of this gene results in at least two isoforms that localize to the centrosome and the Golgi apparatus, and interact with numerous signaling proteins from multiple signal transduction pathways. These signaling proteins include type II protein kinase A, serine/threonine kinase protein kinase N, protein phosphatase 1, protein phosphatase 2a, protein kinase C-epsilon and phosphodiesterase 4D3. [provided by RefSeq]

Other Designations: A-kinase anchor protein 9,A-kinase anchor protein, 350kDa,A-kinase anchoring protein 450,AKAP120-like protein,AKAP9-BRAF fusion protein,centrosome- and golgi-localized protein,kinase N-associated protein,protein kinase A anchoring protein 9

Related Disease

[Adenocarcinoma](#) [Breast cancer](#) [Breast Neoplasms](#) [Colorectal Neoplasms](#)
[Esophageal Neoplasms](#) [Genetic Predisposition to Disease](#) [Lung Neoplasms](#)
[Mental Disorders](#) [Tobacco Use Disorder](#)

