



SZABO SCANDIC

Part of Europa Biosite

Produktinformation



Forschungsprodukte & Biochemikalien



Zellkultur & Verbrauchsmaterial



Diagnostik & molekulare Diagnostik



Laborgeräte & Service

Weitere Information auf den folgenden Seiten!
See the following pages for more information!



Lieferung & Zahlungsart

siehe unsere [Liefer- und Versandbedingungen](#)

Zuschläge

- Mindermengenzuschlag
- Trockeneiszuschlag
- Gefahrgutzuschlag
- Expressversand

SZABO-SCANDIC HandelsgmbH

Quellenstraße 110, A-1100 Wien

T. +43(0)1 489 3961-0

F. +43(0)1 489 3961-7

mail@szabo-scandic.com

www.szabo-scandic.com

[linkedin.com/company/szaboscandic](https://www.linkedin.com/company/szaboscandic) 

CEBPZ MaxPab mouse polyclonal antibody (B01) MaxPab®

Catalog # : H00010153-B01

規格 : [50 uL]


[List All](#)

Specification


Product Description:	Mouse polyclonal antibody raised against a full-length human CEBPZ protein.
Immunogen:	CEBPZ (NP_005751.2, 1 a.a. ~ 1054 a.a) full-length human protein.
Sequence:	<p>MAAVKEPLEFHAKRPWRPEEAVEDPDEEDEDNTSEAENGFSLLEEVLRLLGGTKQDYLMATLDENEEVIDGGKKGAIDDLQQGELEAFIQNLNLAKYTKASLVEEDEPAEKENSCKKVKIPKINNKNNTAESQRTSVNKVKKNRPEPHSDENGSTTPKVKKDKQNIFEFFERQTLRLRPGGKWDLEYSNEYSLKPQPQDVVSKYKTLAQKLYQHEINLFKSKTNSQKGASSTWMAIVSSGTLGDRMAAMILLIQDDAVHTLQFVETLVNLVKKKGSKQCLMALDTFKELLITDLLPDNRKLRIFSQRPFDKLEQLSSGNKDSRDRRLILWYFEHQLKHLVAEFVQVLETLSHDTLVTTKTRALTVAHELLCNKPEEEKALLVQVWNKLGDPQNR IATKASHLLETLLCKHPNMKGVSSEVERLLFRSNISSKAQYYAICFLNQMALSHEESELANKLITVYFCFFRTCVKVKDVESKMLSALLTGVNRAYPYSQTGDDKVRREQIDTLFKVLHIVNFNTSVQALMLLFQVMNSQQTISDRYYTALYRKMLDPGLMTCCKQAMFLNLVYKSLKADIVLRRVKAFVKRLLQVTCQQMPPFCGALYLVEILKAKPGLRSQLDHPESDDEENFIDANDEDEMEKFTDADKETEIMKKLETEETVPETDVETKKPEVASWWHFDNLKGGKQLNKYDPFSRNPLFCGAENTSLWELKKSVMHFHPSVALFAKTILQGNVIQYSGDPLQDFTLMRFLDRFVYRNPKPHKPKENTDSVMQPKRKHFIKDIRHLPVNSKEFLAKEESQIPVDEVFFHRYKKVAVKEKQKRDADDEESIEDVDDEEFEE LIDTFEDDNCFSGKDDMDFAAGNVKKRTKGAKDNTLDEDSEGSDELGNLDDDEVSLGSMDDEEFAEVDDEGGTFMDVLDDESESVPELEVHKSVS TKKSKRKGTDFFDFAGSFQGPRKKRNLNDSLSFVSAEEFGHLLDENM GSKFDNIGMNAMANKDNASLKQLRWEAERDDWLHNRDAKSIKKKKHFK KKRIKTTQKTKKQRK</p>
Host:	Mouse
Reactivity:	Human, Mouse, Rat
Quality Control Testing:	Antibody reactive against mammalian transfected lysate.
Storage Buffer:	No additive
Storage Instruction:	Store at -20°C or lower. Aliquot to avoid repeated freezing and thawing.
Note:	For IHC and IF applications, antibody purification with Protein A will be needed prior to use.
MSDS:	Download
Datasheet:	Download

Application Image


Western Blot (Cell lysate)




Western Blot (Cell lysate)




Western Blot (Cell lysate)



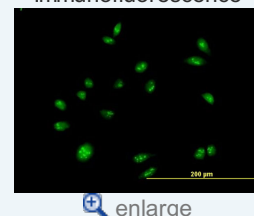
Western Blot (Cell lysate)




Western Blot (Transfected lysate)



Immunofluorescence

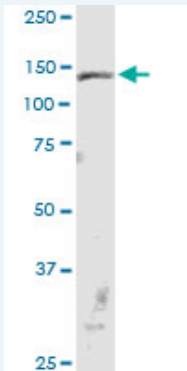




CEBPZ MaxPab polyclonal antibody. Western Blot analysis of CEBPZ expression in PC-12.

 [Protocol Download](#)


Western Blot (Cell lysate)



CEBPZ MaxPab polyclonal antibody. Western Blot analysis of CEBPZ expression in Raw 264.7.

 [Protocol Download](#)

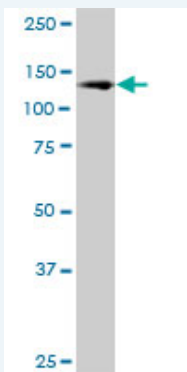
Western Blot (Cell lysate)



CEBPZ MaxPab polyclonal antibody. Western Blot analysis of CEBPZ expression in NIH/3T3.

 [Protocol Download](#)

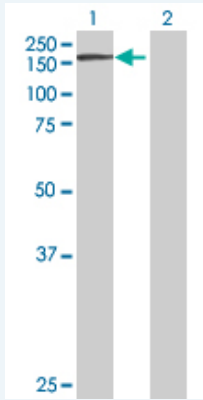
Western Blot (Cell lysate)



CEBPZ MaxPab polyclonal antibody. Western Blot analysis of CEBPZ expression in K-562.

 [Protocol Download](#)

Western Blot (Transfected lysate)



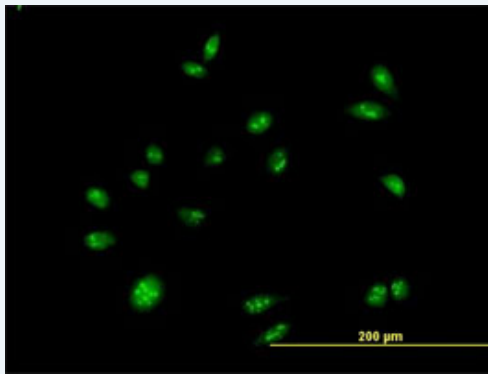
Western Blot analysis of CEBPZ expression in transfected 293T cell line (H00010153-T01) by CEBPZ MaxPab polyclonal antibody.

Lane 1: CEBPZ transfected lysate(115.94 KDa).

Lane 2: Non-transfected lysate.

[Protocol Download](#)

Immunofluorescence



[enlarge this image](#)

Immunofluorescence of purified MaxPab antibody to CEBPZ on HeLa cell. [antibody concentration 10 ug/ml]

[Protocol Download](#)

Gene Information

Entrez GeneID: [10153](#)

GeneBank [NM_005760.2](#)

Accession#:

Protein [NP_005751.2](#)

Accession#:

Gene Name: CEBPZ

Gene Alias: CBF2,HSP-CBF,NOC1

Gene Description: CCAAT/enhancer binding protein (C/EBP), zeta

Description:

Gene Ontology: [Hyperlink](#)

Other Designations: CCAAT-box-binding transcription factor,CCAAT/enhancer binding protein zeta

