



SZABO SCANDIC

Part of Europa Biosite

Produktinformation



Forschungsprodukte & Biochemikalien



Zellkultur & Verbrauchsmaterial



Diagnostik & molekulare Diagnostik



Laborgeräte & Service

Weitere Information auf den folgenden Seiten!
See the following pages for more information!



Lieferung & Zahlungsart

siehe unsere [Liefer- und Versandbedingungen](#)

Zuschläge

- Mindermengenzuschlag
- Trockeneiszuschlag
- Gefahrgutzuschlag
- Expressversand

SZABO-SCANDIC HandelsgmbH

Quellenstraße 110, A-1100 Wien

T. +43(0)1 489 3961-0

F. +43(0)1 489 3961-7

mail@szabo-scandic.com

www.szabo-scandic.com

[linkedin.com/company/szaboscandic](https://www.linkedin.com/company/szaboscandic) 

TRIM28 purified MaxPab mouse polyclonal antibody (B01P) MaxPab®

Catalog # : H00010155-B01P

規格 : [50 ug]

[List All](#)

Specification

Product Description: Mouse polyclonal antibody raised against a full-length human TRIM28 protein.

Immunogen: TRIM28 (NP_005753.1, 1 a.a. ~ 835 a.a) full-length human protein.

Sequence:
 MAASAAAASAAAASASGSPGPGEGSAGGEKRSTAPSAAAASASASAAA
 SSPAGGGAELELLEHCGVCRERLRPEREPRLLPCLHSACSACLGPAAP
 AAANSSGDGGAAGDGTWDCPVCKQQCFKDIVENYFMRDSGSKAATD
 AQDANQCCTSCEDNAPATSYCVECSEPLCETCVEAHQRVKYTKDHTVR
 STGPAKSRDGERTVYCNVHKHEPLVLFCESCDTLTCRDCQLNAHKDHQ
 YQFLEDAVRNQRKLLASLVKRLGDKHATLQKSTKEVRSSIRQVSDVQKR
 VQVDVKMAILQIMKELNKRGRVLVNDAAQVTEGQQRERLERQHWMTMKIQ
 KHQEHILRFASWALESDNNTALLSKKLIYQLHRALKMIVDPVEPHGEMK
 FQWDLNAWTKSAEAFGKIVAERPGTNSTGPAPMAPPRAPGPLSKQGGSG
 SSQPMEVQEGYGFSGDDPYSSAEPHVSQVRSRSGEGERVSGLMRKV
 PRVSLERLDDLTADSQPPVKVFPGSTTEDYNLMIERGAAAAATGQPG
 TAPAGTPGAPPLAGMAIVKEEETEAAIGAPPTATEGPETKPVLMALAE
 GAEGPRLASPSGSTSSGLEVVAPEGTSAPGGGGPGLDSDSATICRVCQK
 PGDLVMCNQCEFCHLDCHLPALQDVPGEWCSLCHVLPDLKEEDGS
 LSLDGADSTGVVAKLSPANQRKCEVLLALFCHPCRPPLHQLATDSTFS
 LDQPGGTLDLTLIRARLQEKLSPPYSSPQEF AQDVGRMFKQFNKLTEDK
 ADVQSIIGLQRFETRMNEAFGDTKFSAVLVEPPPMSLPGAGLSSQELS
 GGPGDGP

Host: Mouse

Reactivity: Human

Quality Control Testing: Antibody reactive against mammalian transfected lysate.

Storage Buffer: In 1x PBS, pH 7.4

Storage Instruction: Store at -20°C or lower. Aliquot to avoid repeated freezing and thawing.

MSDS:  [Download](#)


Datasheet:  [Download](#)

Applications

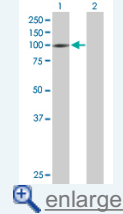
Western Blot (Cell lysate)

Application Image

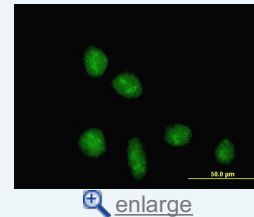
Western Blot (Cell lysate)




Western Blot (Transfected lysate)



Immunofluorescence

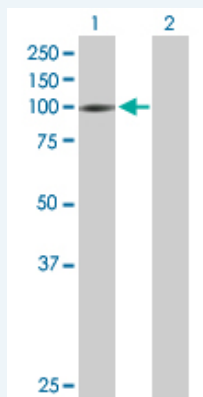




TRIM28 MaxPab polyclonal antibody. Western Blot analysis of TRIM28 expression in C32.

 [Protocol Download](#)


Western Blot (Transfected lysate)



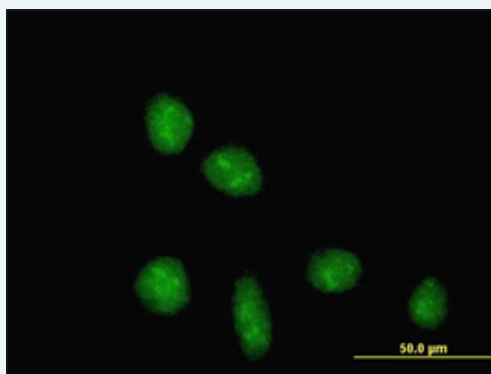
Western Blot analysis of TRIM28 expression in transfected 293T cell line ([H00010155-T02](#)) by TRIM28 MaxPab polyclonal antibody.

Lane 1: TRIM28 transfected lysate(91.85 KDa).


Lane 2: Non-transfected lysate.

 [Protocol Download](#)

Immunofluorescence



Immunofluorescence of purified MaxPab antibody to TRIM28 on HeLa cell. [antibody concentration 10 ug/ml]

 [Protocol Download](#)

Gene Information

Entrez GeneID: [10155](#)

GeneBank [NM_005762.2](#)

Accession#:

Protein [NP_005753.1](#)

Accession#:

Gene Name: TRIM28

Gene Alias: FLJ29029,KAP1,RNF96,TF1B,TIF1B

Gene Description: tripartite motif-containing 28

Omim ID: [601742](#)

Gene Ontology: [Hyperlink](#)

Gene Summary: The protein encoded by this gene mediates transcriptional control by interaction with the Kruppel-associated box repression domain found in many transcription factors. The protein localizes to the nucleus and is thought to associate with specific chromatin regions. The protein is a member of the tripartite motif family. This tripartite motif includes three zinc-binding domains, a RING, a B-box type 1 and a B-box type 2, and a coiled-coil region. [provided by RefSeq]

Other Designations: KRAB-associated protein 1,nuclear corepressor KAP-1,transcriptional intermediary factor 1-beta,tripartite motif-containing 28 protein

[服務條款](#) | [隱私權政策](#) | [著作及商標](#) | [網站地圖](#)

©2016 亞諾法生技股份有限公司 Abnova Corporation. 版權所有.