



SZABO SCANDIC

Part of Europa Biosite

Produktinformation



Forschungsprodukte & Biochemikalien



Zellkultur & Verbrauchsmaterial



Diagnostik & molekulare Diagnostik



Laborgeräte & Service

Weitere Information auf den folgenden Seiten!
See the following pages for more information!



Lieferung & Zahlungsart

siehe unsere [Liefer- und Versandbedingungen](#)

Zuschläge

- Mindermengenzuschlag
- Trockeneiszuschlag
- Gefahrgutzuschlag
- Expressversand

SZABO-SCANDIC HandelsgmbH

Quellenstraße 110, A-1100 Wien

T. +43(0)1 489 3961-0

F. +43(0)1 489 3961-7

mail@szabo-scandic.com

www.szabo-scandic.com

[linkedin.com/company/szaboscandic](https://www.linkedin.com/company/szaboscandic) 

PDZK1IP1 monoclonal antibody (M06), clone 4D11

Catalog # : H00010158-M06

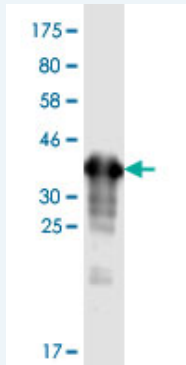
規格 : [100 ug]

[List All](#)

Specification

Product Description:	Mouse monoclonal antibody raised against a full-length recombinant PDZK1IP1.
Immunogen:	PDZK1IP1 (NP_005755.1, 1 a.a. ~ 114 a.a) full-length recombinant protein with GST tag. MW of the GST tag alone is 26 KDa.
Sequence:	MSALSLLILGLLTAVPPASCQQGLGNLQPWMQGLIAVAVFLVLVAIAFAV NHFWCQEEPEPAHMILTVGNKADGVLVGT DGRYSSMAASFRSSEHENA YENPEEEEGKVRSTPM
Host:	Mouse
Reactivity:	Human
Isotype:	IgG2a Kappa

Quality Control Testing: Antibody Reactive Against Recombinant Protein.



Western Blot detection against Immunogen (38.6 KDa) .

Storage Buffer: In 1x PBS, pH 7.4

Storage Instruction: Store at -20°C or lower. Aliquot to avoid repeated freezing and thawing.

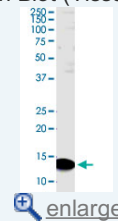
Datasheet: [Download](#)

Applications

Western Blot (Tissue lysate)

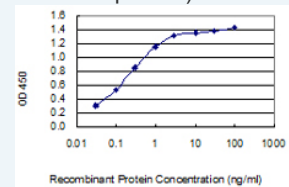
Application Image

Western Blot (Tissue lysate)



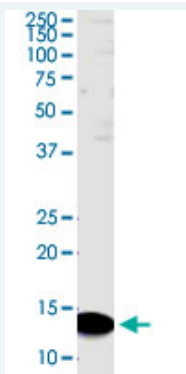
Western Blot (Recombinant protein)

Sandwich ELISA (Recombinant protein)



[enlarge](#)

ELISA



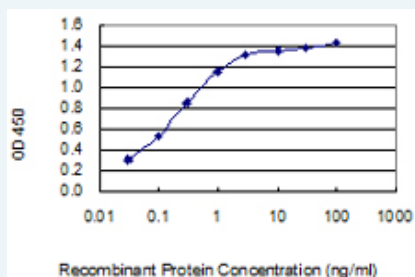
PDZK1IP1 monoclonal antibody (M06), clone 4D11. Western Blot analysis of PDZK1IP1 expression in human kidney.

[Protocol Download](#)

Western Blot (Recombinant protein)

[Protocol Download](#)

Sandwich ELISA (Recombinant protein)



Detection limit for recombinant GST tagged PDZK1IP1 is 0.03 ng/ml as a capture antibody.

[Protocol Download](#)

ELISA

Gene Information

Entrez GeneID: [10158](#)

GeneBank [NM_005764.3](#)

Accession#:

Protein [NP_005755.1](#)

Accession#:

Gene Name: PDZK1IP1

Gene Alias: DD96,MAP17,RP1-18D14.5,SPAP

Gene PDZK1 interacting protein 1

Description:

Omim ID: [607178](#)

Gene Ontology: [Hyperlink](#)

Other Designations: OTTHUMP00000009572,OTTHUMP00000009573,epithelial protein up-regulated in carcinoma, membrane associated protein 17,membrane-associated protein 17

Related Disease

[Cardiovascular Diseases](#) [Diabetes Mellitus, Type 2](#) [Edema](#)

