



# SZABO SCANDIC

Part of Europa Biosite

## Produktinformation



Forschungsprodukte & Biochemikalien



Zellkultur & Verbrauchsmaterial



Diagnostik & molekulare Diagnostik



Laborgeräte & Service

Weitere Information auf den folgenden Seiten!  
See the following pages for more information!



### Lieferung & Zahlungsart

siehe unsere [Liefer- und Versandbedingungen](#)

### Zuschläge

- Mindermengenzuschlag
- Trockeneiszuschlag
- Gefahrgutzuschlag
- Expressversand

### SZABO-SCANDIC HandelsgmbH

Quellenstraße 110, A-1100 Wien

T. +43(0)1 489 3961-0

F. +43(0)1 489 3961-7

[mail@szabo-scandic.com](mailto:mail@szabo-scandic.com)

[www.szabo-scandic.com](http://www.szabo-scandic.com)

[linkedin.com/company/szaboscandic](https://www.linkedin.com/company/szaboscandic) 

## DHRS9 purified MaxPab mouse polyclonal antibody (B01P) MaxPab®

Catalog # : H00010170-B01P

規格 : [ 50 ug ]

[List All](#)

### Specification

**Product Description:** Mouse polyclonal antibody raised against a full-length human DHRS9 protein.

**Immunogen:** DHRS9 (NP\_005762.2, 1 a.a. ~ 319 a.a) full-length human protein.

**Sequence:**  
MLFWVLGILLICGFLWTRKGGKLIKIEDITDKYIFITGCDSGFGNLAARTFDK  
KGFHVIAACLETESGSTALKAETSERLRVLLDVTDPENVKRTAQWVKNQ  
VGEKGLWGLINNAGVPGVLAPTDWLTLEDYREPIEVNLFGLISVTLNMLP  
LVKKAQGRVINVSSVGGRLAIVGGGYTPSKYAVEGFNDSLRRDMKAFGV  
HVSCIPEGLFKTNLADPVKVEKLAWEQLSPDIKQQYGEYIEKSLDKLK  
GNKSYVNMDLSPVVECMDHALTSLFPKTHYAAGKDAKIFWIPLSHMPAAL  
QDFLLKQKAELANPKAV

**Host:** Mouse

**Reactivity:** Human

**Quality Control Testing:** Antibody reactive against mammalian transfected lysate.

**Storage Buffer:** In 1x PBS, pH 7.4

**Storage Instruction:** Store at -20°C or lower. Aliquot to avoid repeated freezing and thawing.

**MSDS:**  [Download](#)

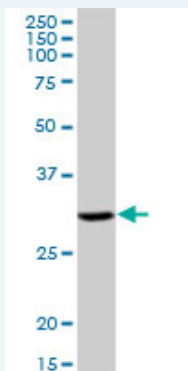
**Datasheet:**  [Download](#)

### Publication Reference

1. [Downregulation of DHRS9 expression in colorectal cancer tissues and its prognostic significance.](#)  
Hu L, Chen HY, Han T, Yang GZ, Feng D, Qi CY, Gong H, Zhai YX, Cai QP, Gao CF. *Tumour Biol.* 2015 Aug 8. [Epub ahead of print]

### Applications

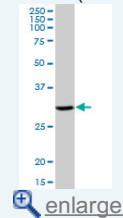
#### Western Blot (Cell lysate)



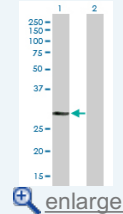
DHRS9 MaxPab polyclonal antibody. Western Blot analysis of DHRS9 expression in A-431.

### Application Image

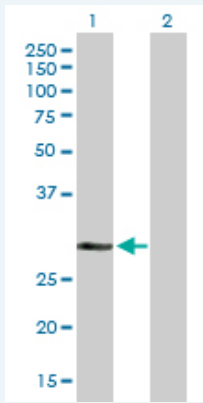
#### Western Blot (Cell lysate)



#### Western Blot (Transfected lysate)



### Western Blot (Transfected lysate)



Western Blot analysis of DHRS9 expression in transfected 293T cell line ([H00010170-T01](#)) by DHRS9 MaxPab polyclonal antibody.

Lane 1: DHRS9 transfected lysate(35.09 KDa).

Lane 2: Non-transfected lysate.

### Gene Information

Entrez GeneID: [10170](#)

GeneBank Accession#: [NM\\_005771.3](#)

Protein Accession#: [NP\\_005762.2](#)

Gene Name: DHRS9

Gene Alias: 3ALPHA-HSD,RDH15,RDHL,RDHTBE,RETSR8,SDR9C4

Gene Description: dehydrogenase/reductase (SDR family) member 9

Gene Ontology: [Hyperlink](#)

Other Designations: 3-alpha hydroxysteroid dehydrogenase,NADP-dependent retinol dehydrogenase/reductase,OTTHUMP00000163043,retinol dehydrogenase homolog,short chain dehydrogenase/reductase family 9C, member 4

### Gene Pathway

[Metabolic pathways](#) [Retinol metabolism](#)