



SZABO SCANDIC

Part of Europa Biosite

Produktinformation



Forschungsprodukte & Biochemikalien



Zellkultur & Verbrauchsmaterial



Diagnostik & molekulare Diagnostik



Laborgeräte & Service

Weitere Information auf den folgenden Seiten!
See the following pages for more information!



Lieferung & Zahlungsart

siehe unsere [Liefer- und Versandbedingungen](#)

Zuschläge

- Mindermengenzuschlag
- Trockeneiszuschlag
- Gefahrgutzuschlag
- Expressversand

SZABO-SCANDIC HandelsgmbH

Quellenstraße 110, A-1100 Wien

T. +43(0)1 489 3961-0

F. +43(0)1 489 3961-7

mail@szabo-scandic.com

www.szabo-scandic.com

[linkedin.com/company/szaboscandic](https://www.linkedin.com/company/szaboscandic) 



DHRS9 purified MaxPab rabbit polyclonal antibody (D01P) MaxPab®

Catalog # : H00010170-D01P

規格 : [100 ug]

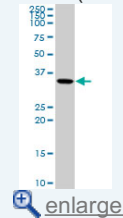
[List All](#)

Specification

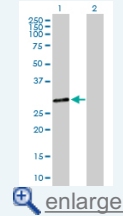
Product Description:	Rabbit polyclonal antibody raised against a full-length human DHRS9 protein.
Immunogen:	DHRS9 (NP_005762.2, 1 a.a. ~ 319 a.a) full-length human protein.
Sequence:	MLFWVLGILLICGFLWTRKGLKIEDITDKYIFITGCDSGFGNLAARTFDK KGFHVIAACLETSGSTALKAETSERLRTVLLDVTDPENVKRTAQWVKNQ VGEKGLWGLINNAGVPGVLAPTDWLTLEDYREPIEVNLFGLISVTLNMLP LVKKAQGRVINSSVGGRLAIVGGGYTPSKYAVEGFNDSLRRDMKAFGV HVSCIEPGLFKTNLADPVKVEKLAWEQLSPDIKQQYGEGYIEKSLDKLK GNKSYVNMDLSPVVECMDHALTSLFPKTHYAAGKDAKIFWIPLSHMPAAL QDFLLLKQKAELANPKAV
Host:	Rabbit
Reactivity:	Human
Quality Control Testing:	Antibody reactive against mammalian transfected lysate.
Storage Buffer:	In 1x PBS, pH 7.4
Storage Instruction:	Store at -20°C or lower. Aliquot to avoid repeated freezing and thawing.
MSDS:	 Download
Datasheet:	 Download

Application Image

Western Blot (Cell lysate)

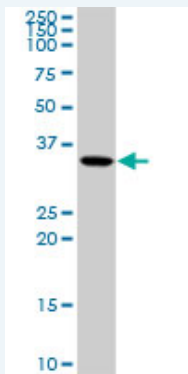


Western Blot (Transfected lysate)



Applications

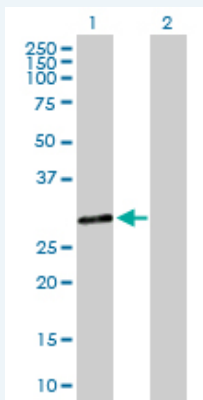
Western Blot (Cell lysate)



DHRS9 MaxPab rabbit polyclonal antibody. Western Blot analysis of DHRS9 expression in A-431.

 [Protocol Download](#)

Western Blot (Transfected lysate)



Western Blot analysis of DHRS9 expression in transfected 293T cell line ([H00010170-T01](#)) by DHRS9 MaxPab polyclonal antibody.

Lane 1: DHRS9 transfected lysate(35.20 KDa).
Lane 2: Non-transfected lysate.

 [Protocol Download](#)

Gene Information

Entrez GeneID: [10170](#)

GeneBank Accession#: [NM_005771.3](#)

Protein Accession#: [NP_005762.2](#)

Gene Name: DHRS9

Gene Alias: 3ALPHA-HSD,RDH15,RDHL,RDHTBE,RETSR8,SDR9C4

Gene Description: dehydrogenase/reductase (SDR family) member 9

Gene Ontology: [Hyperlink](#)

Other Designations: 3-alpha hydroxysteroid dehydrogenase,NADP-dependent retinol dehydrogenase/reductase,OTTHUMP00000163043,retinol dehydrogenase homolog,short chain dehydrogenase/reductase family 9C, member 4

Gene Pathway

[Metabolic pathways](#) [Retinol metabolism](#)

[服務條款](#) | [隱私權政策](#) | [著作及商標](#) | [網站地圖](#)

©2016 亞諾法生技股份有限公司 Abnova Corporation. 版權所有.